



Trabajando desde 1999



SLIDING SYSTEM



ACERO INOX



INDUSTRIAL





GRUPO ROANDI

De todos es sabido que Roandi proviene del mecanizado industrial. Una de las grandes familias del grupo Roandi es la sección de corredera industrial, la que ha ido mejorando y creando distintos modelos a lo largo del tiempo.

De nuestro interés por la evolución de los materiales nobles, así como del trabajo en el departamento de I+D+iD surge la posibilidad de realizar nuestros propios kits de rodadura para puertas de madera y de vidrio.

Everyone knows that Roandi comes from industrial machining. One of the great families of the Roandi group is the sliding section industrial, which has been improving and creating different models through the time.

In our interest in the evolution of materials nobles, as well as the exhaustive work from our I + D + iD department, arises the possibility of carrying out our own sliding door system for timber and glass doors.

Estos kit nacen con dos objetivos:

- **minimizar stock**
- **facilitar tanto su envío como la sencillez en el montaje de las puertas**

Our Kits has been created with two objectives:

- **minimize stock**
- **facilitate the shipping and the easy door installation**



PERFIL BÁSICO R40

- Perfil más básico de la gama que nos permite pesos de hasta **60 kg.** de **30 x 30 mm.** y **1,5 mm.** de espesor.
- Combina con tapeta **R84.**

BASIC TRACK R40

- The basic aluminium track from our range for **60 kg.** door weight. **30 x 30 mm.** and **1,5 mm.** thickness.
- Related with cover **R84.**



PERFIL PREMIUM R80

- Perfil que nos permite pesos hasta **120 kg.** de **33 x 33 mm.**
- Nos permite atornillar tanto en pared como en techo, así como usar nuestros frenos hidráulicos.
- Combina con tapeta **R84.**

PREMIUM TRACK R80

- Aluminium Track for door weights up to **120 kg.** in **33 x 33 mm.**
- It can be screw to wall and ceiling it can be fitted with our hydraulic door damper.
- Related with cover **R84.**

TAPETA R84

- Tapeta lateral que combina en perfil Básico **R40** y perfil premium **R80.**
- Tapeta de **100 mm.** de altura y clipaje frontal, sin bascular.

COVER R84

- Lateral aluminium cover track related with Basic track **R40** and premium track **R80.**
- Cover from **100 mm.** height and frontal cover clip.



PERFIL MAGNUM R150

- Perfil que nos permite pesos de hasta **150 kg.** con unas medidas de **38,5 x 40,5 mm.**
- Combina con tapeta **R154.**

MAGNUM TRACK R150

- Aluminium track for door weights up to **150 kg.** in **38,5 x 40,5 mm.**
- Related with cover **R154.**

TAPETA R154

- Tapeta lateral que combina en perfil Magnum **R150**
- Tapeta lateral de **120 mm.** de altura y clipaje frontal, sin bascular.

COVER R154

- Lateral aluminium cover track related with Magnum track **R150.**
- Lateral pelmet from **120 mm.** height and simply cover clip.



PERFIL MAXI R300

- Perfil que nos permite pesos de hasta **300 kg.** con unas medidas de **53 x 54 mm.**
- Combina con tapeta **R304.**

MAXI TRACK R300

- Aluminium track for door weights up to **300 kg.** in **53 x 54 mm.**
- Related with cover **R304.**

TAPETA PERFIL MAXI R304

- Tapeta embellecedora frontal para perfil Maxi de **110 mm.**

MAXI COVER R304

- Front trim cover for **110 mm.** Maxi profile.



PERFIL PARA PLEGABLES R62

- Perfil especial para puertas plegables, con unas medidas de **40 x 30 mm.**

FOLDING DOORS TRACK R62

- Special aluminium track for folding doors in **40 x 30 mm.**



PERFIL EN U PARA PLEGABLE R4131

- Perfil especial para suelo.

U PROFILE FOLDABLE R4131

- Special floor profile.



PERFIL CUADRADO R89

- Perfil que nos permite pesos hasta **120 kg.** de **33 x 33 mm.**
- Nos permite atornillar tanto en pared como en techo, así como usar nuestros frenos hidráulicos
- Sin necesidad de tapeta.

SQUARE PROFILE R89

- Profile that allows us weights up to **120 kg. 33x33 mm.**
- It allows us to screw both on the wall and on the ceiling, as well as use our hydraulic brakes.
- No cover needed.



PERFIL CUADRADO R89 NEGRO

- Perfil que nos permite pesos hasta **120 kg.** de **33 x 33 mm.**
- Nos permite atornillar tanto en pared como en techo, así como usar nuestros frenos hidráulicos.
- Sin necesidad de tapeta.

SQUARE PROFILE R89 BLACK

- Profile that allows us weights up to **120 kg. 33x33 mm.**
- It allows us to screw both on the wall and on the ceiling, as well as use our **hydraulic** brakes.
- No cover needed.



PERFIL FALSO TECHO R82

- Perfil de **52 mm.** vistos para pesos de hasta **120 kg.** y que permite utilizar nuestros frenos hidráulicos.
- Perfil perfecto para la sección de puertas plegables.

FALSE CEILING TRACK R82

- Aluminium track for door weights up to **120 kg.** in **52 mm.** can be fitted with our hydraulic soft brake.
- Suitable for our folding doors.

PERFIL FALSO TECHO R152

- Perfil para Falso Techo, de **65 mm.** vistos, para pesos de hasta **150 kg.**

FALSE CEILING TRACK R152

- Track for door weights up to **150 kg.** in **65 mm.**





ROLDANA R4052

Material POM gris sin rodamientos

- Roldana con ruedas de POM gris, para hojas de hasta **60 kg.**
- No lleva cojinetes
- Para perfil básico

ROLLER R4052

Grey POM without ball bearings

- Roller in grey POM for door weight up to **60 kg.**
- Without ball bearings.
- For standard track.



ROLDANA R8052

Material POM negro con rodamientos

- Roldana con ruedas de color negro, para hojas de hasta **80 kg.**
- Con cojinetes
- Para perfil Premium

ROLLER R8052

Black POM with ball bearings

- Roller in black POM for door weight up to **80 kg.**
- With ball bearings.
- For Premium track.



ROLDANA R12052

Material POM blanco con rodamientos

- Roldana con ruedas de color blanco, para hojas de hasta **120 kg.**
- Con cojinetes
- Para perfil Premium

ROLLER R12052

White POM with ball bearings

- Roller in white colour for door weight up to **120 kg.**
- With ball bearings.
- For Premium track.



ROLDANA R15052

Material POM blanco con rodamientos

- Roldana para perfilera de aluminio con ruedas de color blanco, para hojas de hasta **150 kg.**
- Con cojinetes
- Para perfil Magnum

ROLLER R15052

White POM with ball bearings

- Roller for aluminium tracks in white colour for door weight up to **150 kg.**
- With ball bearings.
- For Magnum track.



ROLDANA R30052

Material POM negro con rodamientos

- Roldana para perfilera de aluminio con ruedas de color negro, para hojas de hasta **300 kg.**
- Con cojinetes
- Para perfil maxi.

ROLLER R30052

Black POM with ball bearings

- Roller in black POM for door weight up to **300 kg.**
- With ball bearings.
- For maxi track.

FRENO MC60

Freno hidráulico de gran parada

- Lleva juntas que impiden que se contamine de humedad el interior del pistón.
- Soporta pesos de **65 kg.**
- Para perfil Premium R80 y falso techo **R82.**

SOFT BRAKE MC60

Hydraulic soft brake

- It has gaskets that prevents the piston from being contaminated with humidity.
- It can support weights from **65 kg.**
- For Premium track R80 and False Ceiling Track **R82.**



FRENO MC80

Freno hidráulico de gran parada

- Lleva juntas que impiden que se contamine de humedad el interior del pistón.
- Soporta pesos de **90 kg.**
- Para perfil Premium R80 y falso techo **R82.**

SOFT BRAKE MC80

Hydraulic soft brake

- It has gaskets that prevents the piston from being contaminated with humidity.
- It can support weights from **90 kg.**
- For Premium track R80 and False Ceiling Track **R82.**



FRENO MC120

Freno hidráulico de gran parada

- Lleva juntas que impiden que se contamine de humedad el interior del pistón.
- Soporta pesos de **120 kg.**
- Para perfil Premium R80 y falso techo **R82.**

SOFT BRAKE MC120

Hydraulic soft brake

- It has gaskets that prevents the piston from being contaminated with humidity.
- It can support weights from **120 kg.**
- For Premium track R80 and False Ceiling Track **R82.**



PROMOBOOK 10-11-12-13

| | |
|------------------------|----|
| ENCASTRADA | |
| R40E | 15 |
| R80E | 19 |
| R120E | 19 |
| SOBREPUESTA | |
| R40S | 21 |
| R80S | 25 |
| R120S | 25 |
| R150S | 27 |
| R300S | 29 |
| PLETINA LATERAL | |
| R40L | 31 |
| R80L | 33 |
| R120L | 33 |
| RA RETRÁCTIL | |
| R40RA | 35 |
| R80RA | 39 |
| R120RA..... | 39 |
| R150RA..... | 41 |
| R300RA..... | 43 |

COLECCIÓN 2

| | |
|------------------------------|----|
| PROGRESIVA | |
| R80PG 2 HOJAS SIN MANO | 45 |
| R80PG 3 HOJAS SIN MANO | 45 |

COLECCIÓN 3

| | |
|----------------------|----|
| SINCRONIZADA | |
| R80SIN 2 HOJAS | 47 |
| R80SIN 4 HOJAS | 47 |

COLECCIÓN 4

| | |
|--|----|
| PLEGABLE | |
| R80PL 2 HOJAS | 49 |
| R80PL 2 + 1 HOJA BATIENTE ADICIONAL | 49 |
| R80PL 2 + 2 HOJAS BATIENTES ADICIONALES | 49 |
| R120PL 2 HOJAS | 51 |
| R120PL 2 + 1 HOJA BATIENTE ADICIONAL | 51 |
| R120PL 2 + 2 HOJAS BATIENTES ADICIONALES | 51 |

COMPLEMENTOS

| | |
|-------------------------------|----|
| CIERRAPUERTAS ELÁSTICO | |
| R8094 | 52 |
| PLETINA METÁLICA | |
| R8182 | 52 |
| TAPETAS LATERALES | |
| R8740PL | 54 |
| R8822 | 54 |
| R8740 | 55 |

COLECCIÓN 1: Puertas correderas en madera

Roandi entra con fuerza en el mercado de los sistemas para puertas correderas en madera

Lanzamos al mercado los modelos para puertas correderas en madera en diferentes pesos, para hojas de **40 kg.** hasta **120 kg.** Incorporamos sistemas de frenado hidráulicos que nos permitirán absorber inercias de hojas de **hasta 120 kg. con una suave parada**, todos ellos testados en el Instituto Giordano de Bolonia, bajo certificación.

También tenemos un amplio abanico de posibilidades de sujeción de la hoja, lo cual nos permitirá adaptarnos a todo tipo de instalaciones.

ENCASTRADA

R40E / R80E / R120E

Sistema encastrado con regulación frontal que nos permite un fácil montaje.



SOBREPUESTA

R40S / R80S / R120S / R150S / R300S

Sistema de pletina sobrepuesta que nos permite entrar en la hoja frontalmente.



LATERAL

R40L / R80L / R120L

Sistema encastrado lateral que nos permite montar dos hojas paralelas, ajustando al máximo el solape entre ellas.



RA RETRÁCTIL

R40RA / R80RA / R120RA / R150RA / R300RA

Sistema retráctil que nos permite ajustar a 2 mm. del perfil mediante regulación por los extremos de la hoja.



ENCASTRADA

PROMOBOOK



ENCASTRADA


R40E / R80E

Sistema encastrado con regulación frontal que nos permite un fácil montaje.



| Kits Encastrada | | | |
|-----------------|------------|---|---------|
| | Referencia | Perfil | Precio |
| 60 kg. | 2R40E | Perfil Básico 2 metros 8 435386 354171 | 53,56 € |
| | 3R40E | Perfil Básico 3 metros 8 435386 354188 | 67,03 € |
| 90 kg. | 2R80E | Perfil Premium 2 metros 8 435386 354201 | 76,60 € |
| | 3R80E | Perfil Premium 3 metros 8 435386 354218 | 96,60 € |
| 90 kg. | 2R89E | Perfil Cuadrado 2 metros 8 435386 355970 | 76,60 € |
| | 3R89E | Perfil Cuadrado 3 metros 8 435386 356007 | 96,60 € |

INSTRUCCIONES DE MONTAJE



INCLUYE:

Juego de accesorios completo para cada puerta según pesos, perfil indicado.

¡Todo listo para el montaje!



SOBREPUESTA

PROMOBOOK



SOBREPUESTA

R40S (60 kg.)

R80S (90 kg.)

Sistema de pletina sobrepuesta que nos permite entrar en la hoja frontalmente.



| Kits Sobrepuesta | | | |
|------------------|------------|---|---------|
| | Referencia | Perfil | Precio |
| 60 kg. | 2R40S | Perfil Básico 2 metros 8 435386 354317 | 53,05 € |
| | 3R40S | Perfil Básico 3 metros 8 435386 354324 | 66,53 € |
| 90 kg. | 2R80S | Perfil Premium 2 metros 8 435386 354348 | 76,60 € |
| | 3R80S | Perfil Premium 3 metros 8 435386 354362 | 96,60 € |
| 90 kg. | 2R89S | Perfil Cuadrado 2 metros 8 435386 355956 | 76,60 € |
| | 3R89S | Perfil Cuadrado 3 metros 8 435386 355963 | 96,60 € |

INSTRUCCIONES DE MONTAJE



INCLUYE:

Juego de accesorios completo para cada puerta según pesos, perfil indicado.

¡Todo listo para el montaje!



LATERAL

PROMOBOOK



LATERAL

R40L / R80L

Sistema encastrado lateral que nos permite montar dos hojas paralelas, ajustando al máximo el solape entre ellas.



| Kits Lateral | | | |
|--------------|------------|---|---------|
| | Referencia | Perfil | Precio |
| 60 kg. | 2R40L | Perfil Básico 2 metros 8 435386 354454 | 55,58 € |
| | 3R40L | Perfil Básico 3 metros 8 435386 354461 | 69,06 € |
| 90 kg. | 2R80L | Perfil Premium 2 metros 8 435386 354485 | 76,60 € |
| | 3R80L | Perfil Premium 3 metros 8 435386 354492 | 96,60 € |
| 90 kg. | 2R89L | Perfil Cuadrado 2 metros 8 435386 355987 | 76,60 € |
| | 3R89L | Perfil Cuadrado 3 metros 8 435386 356014 | 96,60 € |

INSTRUCCIONES DE MONTAJE



INCLUYE:
Juego de accesorios completo para cada puerta según pesos, perfil indicado.

¡Todo listo para el montaje!



RETRÁCTIL

PROMOBOOK



RA RETRÁCTIL


R80RA / R120RA

Sistema retráctil que nos permite ajustar a 2 mm. del perfil mediante regulación por los extremos de la hoja.



| Kits Retráctil | | | |
|----------------|------------|--|----------|
| | Referencia | Perfil | Precio |
| 90 kg. | 2R80RAFT | Perfil Falso Techo 2 metros  | 89,60 € |
| | | Perfil Falso Techo 3 metros  | 119,60 € |
| 120 kg. | 2R120RAFT | Perfil Falso Techo 2 metros  | 99,60 € |
| | | Perfil Falso Techo 3 metros  | 129,60 € |
| 90 kg. | 2R89RA | Perfil Cuadrado 2 metros  | 89,60 € |
| | | Perfil Cuadrado 3 metros  | 119,60 € |

INSTRUCCIONES DE MONTAJE



INCLUYE:
Juego de accesorios completo para cada puerta según pesos, perfil indicado.

¡Todo listo para el montaje!





| Complementos | | | | |
|---|------------|--|---|-----------|
| R40 Encastrada | Referencia | Descripción |  | Precio |
|  | R400 | Perfil básico ECO (sin agujeros) de 3 metros ECO Top Track (without holes) 3 meters | 4 | Consultar |
| | R402 | Perfil básico de 2 metros Standard Top Track 2 meters | 4 | 26,95 € |
| | R403 | Perfil básico de 3 metros Standard Top Track 3 meters | 4 | 40,43 € |
| | R406 | Perfil básico de 6 metros Standard Top Track 6 meters | 4 | 86,35 € |
|  | R842 | Tapeta embellecedora de 2 metros Cover 2 meters | 4 | 23,22 € |
| | R843 | Tapeta embellecedora de 3 metros Cover 3 meters | 4 | 34,84 € |
| | R846 | Tapeta embellecedora de 6 metros Covers 6 meters | 4 | 69,67 € |
|  | R4052 | Roldana gris R40 en POM sin cojinetes Grey Door Fitting Set R40 POM | 30 | 6,05 € |
|  | R8822 | Tirador aluminio recto plata con uñero Straight silver aluminum handle with handle | 10 | 3,68 € |
|  | R4054 | Escuadra soporte de 26,75 x 20,25 mm. Wall bracket 26,75 x 20,25 mm. | 40 | 0,72 € |
|  | R8055 | Pletina encastrada Recessed Headrom bracket | 40 | 0,97 € |
|  | R8057 | Tope freno con retenedor Brake Door Stopper | 30 | 2,18 € |
|  | R4034 | Guiador inferior de plástico Plastic door guide | 40 | 0,52 € |
|  | R8115 | Guiador inferior de inoxidable (opcional) Stainless Steel door guide (optional) | 50 | 1,94 € |
|  | R8740 | Juego de tapas lateral para perfil R40 Set for lateral cover for track R40 | 2/25 | 16,39 € |
|  | R8740PL | Juego de tapas laterales de plástico para perfil R40 Plastic set for lateral cover for track R40 | 2/30 | 2,58 € |

R40E ENCASTRADA

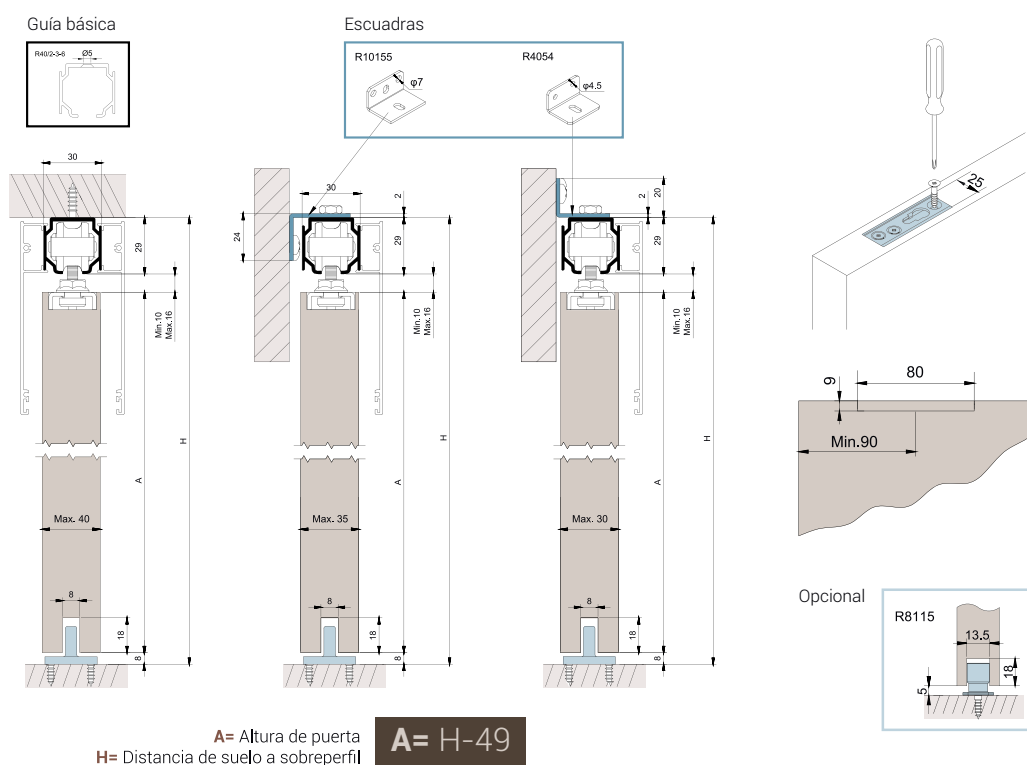
- Sistema de roldanas en POM **sin cojinetes** para hojas de un máximo de **60 kg.**
 - Para puertas de un máximo de **35 mm.** de grosor.
 - Sistema encastrado con regulación frontal que nos permite un fácil montaje.
-
- Roller system in POM finish **without ball bearings** for door weight up to **60 kg.**
 - Maximum thickness door **35 mm.**
 - Recessed system with frontal regulation that allows us an easy assembly.



| Juego Completo | Referencia | Descripción | | Precio |
|-------------------|------------|--|----|---------|
| R40/60 Encastrado | R40E | Juego de accesorios para puerta corredera encastrada de hasta 60 kg. Sliding door Gear kit maximum door weight 60 kg. | 10 | 20,85 € |

| Kit R40E (hasta 60 kg.) | | | | |
|-------------------------|------------|---|---|----------|
| | Referencia | Descripción | | Precio |
| | 2R40E | Kit completo instalación R40E + perfil 2 metros Kit for installation R40E + 2 meters track | 1 | 53,56 € |
| | 3R40E | Kit completo instalación R40E + perfil 3 metros Kit for installation R40E + 3 meters track | 1 | 67,03 € |
| | 6R40E | Kit completo instalación R40E + perfil 6 metros Kit for installation R40E + 6 meters track | 1 | 112,96 € |

Tapetas embellecedoras y tapas no incluidas en el Kit / Track covers and covers not included in the kit



| Complementos | | | | |
|---|------------|---|---|----------|
| R80/R120 Encastrada | Referencia | Descripción |  | Precio |
|  | R802 | Perfil Premium de 2 metros Premium top track 2 meters | 3 | 44,95 € |
| | R803 | Perfil Premium de 3 metros Premium top track 3 meters | 3 | 67,95 € |
| | R806 | Perfil Premium de 6 metros Premium top track 6 meters | 3 | 135 € |
|  | R822 | Perfil Falso Techo de 2 metros False Ceiling Track 2 meters | 2 | 53,20 € |
| | R823 | Perfil Falso Techo de 3 metros False Ceiling Track 3 meters | 2 | 79,80 € |
| | R826 | Perfil Falso Techo de 6 metros False Ceiling Track 6 meters | 2 | 156,60 € |
|  | R842 | Tapeta embellecedora de 2 metros Cover 2 meters | 4 | 23,22 € |
| | R843 | Tapeta embellecedora de 3 metros Cover 3 meters | 4 | 34,84 € |
| | R846 | Tapeta embellecedora de 6 metros Cover 6 meters | 4 | 69,67 € |
|  | R892 | Perfil cuadrado R89 33x33 mm. de 2 metros 2 meters R89 track 33x33 mm. | 4 | 53,20 € |
| | R893 | Perfil cuadrado R89 33x33 mm. de 3 metros 3 meters R89 track 33x33 mm. | 4 | 79,80 € |
| | R896 | Perfil cuadrado R89 33x33 mm. de 6 metros 6 meters R89 track 33x33 mm. | 4 | 159,60 € |
|  | R892N | Perfil cuadrado R89 negro 33x33 mm. de 2 m. 2 meters R89 black track 33x33 mm. | 4 | 53,20 € |
| | R893N | Perfil cuadrado R89 negro 33x33 mm. de 3 m. 3 meters R89 black track 33x33 mm. | 4 | 79,80 € |
| | R896N | Perfil cuadrado R89 negro 33x33 mm. de 6 m. 6 meters R89 black track 33x33 mm. | 4 | 159,60 € |
|  | R8822 | Tirador aluminio recto plata con uñero Straight silver aluminum handle with handle | 10 | 3,68 € |
| | R8822N | Tirador aluminio recto negro con uñero Straight silver black handle with handle | 10 | 3,68 € |
|  | R8780PL | Juego de tapas laterales de plástico para perfil R80 Plastic set for lateral cover for track R80 | 2/30 | 2,58 € |

| Complementos | | | | |
|---|-------------|--|---|---------|
| R80/R120 Encastrada | Referencia | Descripción |  | Precio |
|  | R8052 | Roldana negra R80 en POM con cojinetes Black Door Fitting Set R80 POM | 30 | 11,08 € |
|  | R12052 | Roldana blanca R120 en POM con cojinetes White Door Fitting Set R120 POM | 30 | 13,19 € |
|  | R10155 | Escuadra soporte de 31,5 x 24 mm. Wall bracket 31,5 x 24 mm. | 25 | 1,38 € |
|  | R10156 | Escuadra soporte de 46 x 24 mm. Wall bracket 46 x 24 mm. | 20 | 1,09 € |
|  | R8055 | Pletina encastrada Recessed Headrom bracket | 40 | 0,97 € |
|  | R8057 | Tope freno con retenedor Brake Door Stopper | 30 | 2,18 € |
|  | R4034 | Guiador inferior de plástico Plastic door guide | 40 | 0,52 € |
|  | R8115 | Guiador inferior de inoxidable (opcional) Stainless Steel door guide (optional) | 50 | 1,94 € |
|  | MC60 | Freno amortiguador Stop&Slide hasta 65 kg. Soft brake Stop&Slide Max door weight 65 kg. | 2 | 68,60 € |
| | MC90 | Freno amortiguador Stop&Slide hasta 90 kg. Soft brake Stop&Slide Max door weight 90 kg. | 2 | 80,50 € |
| | MC120 | Freno amortiguador Stop&Slide hasta 120 kg. Soft brake Stop&Slide Max door weight 120 kg. | 2 | 89,00 € |
|  | R8780 | Juego de tapas lateral para perfil R80 Set for lateral cover for track R80 | 2/25 | 16,39 € |
|  | R8780 Doble | Juego de tapas doble laterales para perfil R80 Set for lateral cover doble for track R80 | 2/25 | 17,49 € |





| Kit R120E (hasta 120 kg.) | | | | |
|---|------------|--|---|----------|
| | Referencia | Descripción |  | Precio |
|  | 2R89E | Kit completo instalación R120E + perfil cuadrado R89 2 metros Kit for installation R120E + 2 meters R89 track | 1 | 76,60 € |
| | 3R89E | Kit completo instalación R120E + perfil cuadrado R89 3 metros Kit for installation R120E + 3 meters R89 track | 1 | 96,60 € |
| | 6R89E | Kit completo instalación R120E + perfil cuadrado R89 6 metros Kit for installation R120E + 6 meters R89 track | 1 | 172,10 € |

| Kit R120E (hasta 120 kg.) | | | | |
|---|------------|--|---|----------|
| | Referencia | Descripción |  | Precio |
|  | 2R89EN | Kit completo instalación R120E + perfil cuadrado R89 negro 2 m. Kit for installation R120E + 2 meters R89 black track | 1 | 85,21 € |
| | 3R89EN | Kit completo instalación R120E + perfil cuadrado R89 negro 3 m. Kit for installation R120E + 3 meters R89 black track | 1 | 107,21 € |
| | 6R89EN | Kit completo instalación R120E + perfil cuadrado R89 negro 6 m. Kit for installation R120E + 6 meters R89 black track | 1 | 172,10 € |

R80E/120E_NCASTRADA

- Sistema de roldanas **con cuatro cojinetes** para hojas de **90 kg.** a **120 kg.**
- Con posibilidad de atornillado directo a pared lateral, al llevar taladros laterales y al techo con unas medidas de **33 x 33 mm.**
- Para puertas de un máximo de **45 mm.** de grosor.
- Posibilidad de incorporar un sistema de frenada con ralentizado sin ningún tipo de regulación.
- Roller system **with 4 ball bearings** for door weight from **90 kg.** to **120 kg.**
- Possibility of direct screwing to the side wall, when carrying lateral and ceiling drills with dimensions of **33 x 33 mm.**
- Maximum thickness door **45 mm.**
- Possibility of incorporating a braking system with slowing down without any type of regulation.



| Juego Completo | Referencia | Descripción | | Precio |
|-----------------|------------|--|----|---------|
| R80 Encastrado | R80E | Juego de accesorios para puerta corredera encastrada de hasta 90 kg. Sliding door Gear kit maximum door weight 90 kg. | 10 | 32,58 € |
| R120 Encastrado | R120E | Juego de accesorios para puerta corredera encastrada de hasta 120 kg. Sliding door Gear kit maximum door weight 120 kg. | 10 | 36,81 € |

Kit R80E (hasta 90 kg.)

| | Referencia | Descripción | | Precio |
|--|------------|---|---|----------|
| | 2R80E | Kit completo instalación R80E + perfil Premium 2 metros Kit for installation R80E + 2 meters Premium track | 1 | 76,60 € |
| | 3R80E | Kit completo instalación R80E + perfil Premium 3 metros Kit for installation R80E + 3 meters Premium track | 1 | 96,60 € |
| | 6R80E | Kit completo instalación R80E + perfil Premium 6 metros Kit for installation R80E + 6 meters Premium track | 1 | 166,60 € |
| | 2R80EFT | Kit completo instalación R80E + perfil Falso Techo 2 metros Kit for installation R80E + 2 meters false ceiling track | 1 | 80,98 € |
| | 3R80EFT | Kit completo instalación R80E + perfil Falso Techo 3 metros Kit for installation R80E + 3 meters false ceiling track | 1 | 102,98 € |
| | 6R80EFT | Kit completo instalación R80E + perfil Falso Techo 6 metros Kit for installation R80E + 6 meters false ceiling track | 1 | 167,88 € |

Tapetas embellecedoras y tapas no incluidas en el Kit / Track covers and covers not included in the kit

Kit R120E (hasta 120 kg.)

| | Referencia | Descripción | | Precio |
|--|------------|---|---|----------|
| | 2R120E | Kit completo instalación R120E + perfil Premium 2 metros Kit for installation R120E + 2 meters Premium track | 1 | 82,40 € |
| | 3R120E | Kit completo instalación R120E + perfil Premium 3 metros Kit for installation R120E + 3 meters Premium track | 1 | 99,40 € |
| | 6R120E | Kit completo instalación R120E + perfil Premium 6 metros Kit for installation R120E + 6 meters Premium track | 1 | 169,40 € |
| | 2R120EFT | Kit completo instalación R120E + perfil Falso Techo 2 metros Kit for installation R120E + 2 meters false ceiling track | 1 | 85,21 € |
| | 3R120EFT | Kit completo instalación R120E + perfil Falso Techo 3 metros Kit for installation R120E + 3 meters false ceiling track | 1 | 107,21 € |
| | 6R120EFT | Kit completo instalación R120E + perfil Falso Techo 6 metros Kit for installation R120E + 6 meters false ceiling track | 1 | 172,10 € |

Tapetas embellecedoras y tapas no incluidas en el Kit / Track covers and covers not included in the kit



| Complementos | | | | |
|---|------------|---|---|-----------|
| R40 Sobrepuesta | Referencia | Descripción |  | Precio |
|  | R400 | Perfil básico ECO (sin agujeros) de 3 metros ECO Top Track (without holes) 3 meters | 4 | Consultar |
| | R402 | Perfil básico de 2 metros Standard Top Track 2 meters | 4 | 26,95 € |
| | R403 | Perfil básico de 3 metros Standard Top Track 3 meters | 4 | 40,43 € |
| | R406 | Perfil básico de 6 metros Standard Top Track 6 meters | 4 | 86,35 € |
|  | R842 | Tapeta embellecedora de 2 metros Cover 2 meters | 4 | 23,22 € |
| | R843 | Tapeta embellecedora de 3 metros Cover 3 meters | 4 | 34,84 € |
| | R846 | Tapeta embellecedora de 6 metros Cover 6 meters | 4 | 69,67 € |
|  | R4052 | Roldana gris R40 en POM sin cojinetes Grey Door Fitting Set R40 POM | 30 | 6,05 € |
|  | R8822 | Tirador aluminio recto plata con uñero Straight silver aluminum handle with handle | 10 | 3,68 € |
|  | R4054 | Escuadra soporte pequeño pared de 27 x 20 mm. Wall bracket 27 x 20 mm. | 40 | 0,72 € |
|  | R8053 | Pletina sobrepuesta Face fixed adjustable mounting plate | 70 | 0,72 € |
|  | R8057 | Tope freno con retenedor Brake Door Stopper | 30 | 2,18 € |
|  | R4034 | Guiador inferior de plástico Plastic door guide | 40 | 0,52 € |
|  | R8115 | Guiador inferior de inoxidable (opcional) Stainless Steel door guide (optional) | 50 | 1,94 € |
|  | R8740 | Juego de tapas lateral para perfil R40 Set for lateral cover for track R40 | 2/25 | 16,39 € |
|  | R8740PL | Juego de tapas laterales de plástico para perfil R40 Plastic set for lateral cover for track R40 | 2/30 | 2,58 € |

R40S SOBREPUESTA

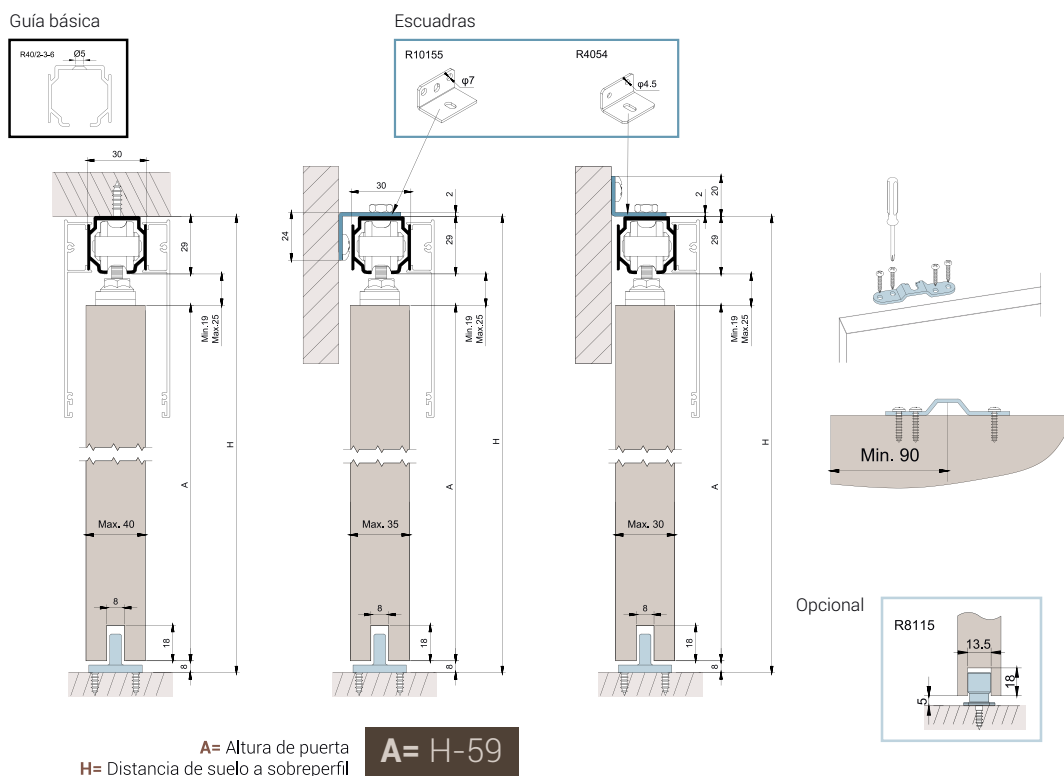
- Sistema de roldanas en POM **sin cojinetes** para hojas de un máximo de **60 kg.**
- Para puertas de un máximo de **30 mm.** de grosor.
- Sistema de pletina sobrepuesta que nos permite entrar en la hoja frontalmente sin necesidad de bascular.
- Roller system in POM finish **without ball bearings** for door weight up to **60 kg.**
- Maximum thickness door **30 mm.**
- Face fixed plate system that allows us to enter the leave frontally.





| Juego Completo | Referencia | Descripción | | Precio |
|--------------------|------------|---|----|---------|
| R40/60 Sobrepuesta | R40S | Juego de accesorios para puerta corredera sobrepuesta de hasta 60 kg. Sliding door Gear kit maximum door weight 60 kg. | 10 | 20,60 € |

| Kit R40S (hasta 60 kg.) | | | | |
|-------------------------|------------|---|---|----------|
| | Referencia | Descripción | | Precio |
| | 2R40S | Kit completo instalación R40S + perfil 2 metros Kit for installation R40S + 2 meters track | 1 | 53,05 € |
| | 3R40S | Kit completo instalación R40S + perfil 3 metros Kit for installation R40S + 3 meters track | 1 | 66,53 € |
| | 6R40S | Kit completo instalación R40S + perfil 6 metros Kit for installation R40S + 6 meters track | 1 | 112,45 € |

Tapetas embellecedoras y tapas no incluidas en el Kit / Track covers and covers not included in the kit



| Complementos | | | | |
|---|------------|---|---|----------|
| R80/R120 Encastrada | Referencia | Descripción |  | Precio |
|  | R802 | Perfil Premium de 2 metros Premium top track 2 meters | 3 | 44,95 € |
| | R803 | Perfil Premium de 3 metros Premium top track 3 meters | 3 | 67,95 € |
| | R806 | Perfil Premium de 6 metros Premium top track 6 meters | 3 | 135 € |
|  | R822 | Perfil Falso Techo de 2 metros False Ceiling Track 2 meters | 2 | 53,20 € |
| | R823 | Perfil Falso Techo de 3 metros False Ceiling Track 3 meters | 2 | 79,80 € |
| | R826 | Perfil Falso Techo de 6 metros False Ceiling Track 6 meters | 2 | 156,60 € |
|  | R842 | Tapeta embellecedora de 2 metros Cover 2 meters | 4 | 23,22 € |
| | R843 | Tapeta embellecedora de 3 metros Cover 3 meters | 4 | 34,84 € |
| | R846 | Tapeta embellecedora de 6 metros Cover 6 meters | 4 | 69,67 € |
|  | R892 | Perfil cuadrado R89 33x33 mm. de 2 metros 2 meters R89 track 33x33 mm. | 4 | 53,20 € |
| | R893 | Perfil cuadrado R89 33x33 mm. de 3 metros 3 meters R89 track 33x33 mm. | 4 | 79,80 € |
| | R896 | Perfil cuadrado R89 33x33 mm. de 6 metros 6 meters R89 track 33x33 mm. | 4 | 159,60 € |
|  | R892N | Perfil cuadrado R89 negro 33x33 mm. de 2 m. 2 meters R89 black track 33x33 mm. | 4 | 53,20 € |
| | R893N | Perfil cuadrado R89 negro 33x33 mm. de 3 m. 3 meters R89 black track 33x33 mm. | 4 | 79,80 € |
| | R896N | Perfil cuadrado R89 negro 33x33 mm. de 6 m. 6 meters R89 black track 33x33 mm. | 4 | 159,60 € |
|  | R8822 | Tirador aluminio recto plata con uñero Straight silver aluminum handle with handle | 10 | 3,68 € |
| | R8822N | Tirador aluminio recto negro con uñero Straight silver black handle with handle | 10 | 3,68 € |
|  | R8780PL | Juego de tapas laterales de plástico para perfil R80 Plastic set for lateral cover for track R80 | 2/30 | 2,58 € |

| Complementos | | | | |
|---|-------------|--|---|---------|
| R80/R120 Sobrepuesta | Referencia | Descripción |  | Precio |
|  | R8052 | Roldana negra R80 en POM con cojinetes Black Door Fitting Set R80 POM | 30 | 11,08 € |
|  | R12052 | Roldana blanca R120 en POM con cojinetes White Door Fitting Set R120 POM | 30 | 13,19 € |
|  | R10155 | Escuadra soporte de 31,5 x 24 mm. Wall bracket 31,5 x 24 mm. | 25 | 1,38 € |
|  | R10156 | Escuadra soporte de 46 x 24 mm. Wall bracket 46 x 24 mm. | 20 | 1,09 € |
|  | R8053 | Pletina sobrepuesta Face fixed adjustable mounting plate | 70 | 0,72 € |
|  | R8057 | Tope freno con retenedor Brake Door Stopper | 30 | 2,18 € |
|  | R4034 | Guiador inferior de plástico Plastic door guide | 40 | 0,52 € |
|  | R8115 | Guiador inferior de inoxidable (opcional) Stainless Steel door guide (optional) | 50 | 1,94 € |
|  | MC60 | Freno amortiguador Stop&Slide hasta 65 kg. Soft Brake Stop&Slide Max door weight 65 kg. | 2 | 68,60 € |
| | MC90 | Freno amortiguador Stop&Slide hasta 90 kg. Soft Brake Stop&Slide Max door weight 90 kg. | 2 | 80,50 € |
| | MC120 | Freno amortiguador Stop&Slide hasta 120 kg. Soft brake Stop&Slide Max door weight 120 kg. | 2 | 89,00 € |
|  | R8780 | Juego de tapas lateral para perfil R80 Set for lateral cover for track R80 | 2/25 | 16,39 € |
|  | R8780 Doble | Juego de tapas doble laterales para perfil R80 Set for lateral cover doble for track R80 | 2/25 | 17,49 € |





| Kit R120S (hasta 120 kg.) | | | | |
|---|------------|---|---|----------|
| | Referencia | Descripción |  | Precio |
|  | 2R89S | Kit completo instalación R120S + perfil R89 2 metros Kit for installation R120S + 2 meters R89 track | 1 | 76,60 € |
| | 3R89S | Kit completo instalación R120S + perfil R89 3 metros Kit for installation R120S + 3 meters R89 track | 1 | 96,60 € |
| | 6R89S | Kit completo instalación R120S + perfil R89 6 metros Kit for installation R120S + 6 meters R89 track | 1 | 172,10 € |

| Kit R120S (hasta 120 kg.) | | | | |
|---|------------|---|---|----------|
| | Referencia | Descripción |  | Precio |
|  | 2R89SN | Kit completo instalación R120S + perfil R89 negro 2 metros Kit for installation R120S + 2 meters R89 black track | 1 | 85,21 € |
| | 3R89SN | Kit completo instalación R120S + perfil R89 negro 3 metros Kit for installation R120S + 3 meters R89 black track | 1 | 107,21 € |
| | 6R89SN | Kit completo instalación R120S + perfil R89 negro 6 metros Kit for installation R120S + 6 meters R89 black track | 1 | 172,10 € |

R80S/120S OBREPUESTA

- Sistema de roldanas **con cuatro cojinetes** para hojas de **90 kg.** a **120 kg.**
- Con posibilidad de atornillado directo a pared lateral, al llevar taladros laterales y superiores con unas medidas de **33 x 33 mm.**
- Para puertas de un máximo de **45 mm.** de grosor.
- Posibilidad de incorporar un sistema de frenada con ralentizado sin ningún tipo de regulación.
- Roller system **with 4 ball bearings** for door weight from **90 kg.** to **120 kg.**
- With the possibility of direct screwing to the side wall, when carrying lateral and high drills with dimensions of **33 x 33 mm.**
- Maximum thickness door **45 mm.**
- Possibility of incorporating a braking system with slowing down without any type of regulation.



| Juego Completo | Referencia | Descripción | | Precio |
|------------------|------------|---|----|---------|
| R80 Sobrepuesta | R80S | Juego de accesorios para puerta corredera sobrepuesta de hasta 90 kg. Sliding door Gear kit maximum door weight 90 kg. | 10 | 31,85 € |
| R120 Sobrepuesta | R120S | Juego de accesorios para puerta corredera sobrepuesta de hasta 120 kg. Sliding door Gear kit maximum door weight 120 kg. | 10 | 36,81 € |

Kit R80S (hasta 90 kg.)

| | Referencia | Descripción | | Precio |
|--|------------|---|---|----------|
| | 2R80S | Kit completo instalación R80S + perfil Premium 2 metros Kit for installation R80S + 2 meters Premium track | 1 | 76,60 € |
| | 3R80S | Kit completo instalación R80S + perfil Premium 3 metros Kit for installation R80S + 3 meters Premium track | 1 | 96,60 € |
| | 6R80S | Kit completo instalación R80S + perfil Premium 6 metros Kit for installation R80S+ 6 meters Premium track | 1 | 166,60 € |
| | 2R80SFT | Kit completo instalación R80S + perfil Falso Techo 2 metros Kit for installation R80S + 2 meters false ceiling track | 1 | 80,48 € |
| | 3R80SFT | Kit completo instalación R80S + perfil Falso Techo 3 metros Kit for installation R80S + 3 meters false ceiling track | 1 | 110,50 € |
| | 6R80SFT | Kit completo instalación R80S + perfil Falso Techo 6 metros Kit for installation R80S + 6 meters false ceiling track | 1 | 191,50 € |

Tapetas embellecedoras y tapas no incluidas en el Kit / Track covers and covers not included in the kit

Kit R120S (hasta 120 kg.)

| | Referencia | Descripción | | Precio |
|--|------------|---|---|----------|
| | 2R120S | Kit completo instalación R120S + perfil Premium 2 metros Kit for installation R120S + 2 meters Premium track | 1 | 82,50 € |
| | 3R120S | Kit completo instalación R120S + perfil Premium 3 metros Kit for installation R120S + 3 meters Premium track | 1 | 99,50 € |
| | 6R120S | Kit completo instalación R120S + perfil Premium 6 metros Kit for installation R120S + 6 meters Premium track | 1 | 169,50 € |
| | 2R120SFT | Kit completo instalación R120S + perfil Falso Techo 2 metros Kit for installation R120S + 2 meters false ceiling track | 1 | 84,70 € |
| | 3R120SFT | Kit completo instalación R120S + perfil Falso Techo 3 metros Kit for installation R120S + 3 meters false ceiling track | 1 | 116,50 € |
| | 6R120SFT | Kit completo instalación R120S + perfil Falso Techo 6 metros Kit for installation R120S + 6 meters false ceiling track | 1 | 199,50 € |

Tapetas embellecedoras y tapas no incluidas en el Kit / Track covers and covers not included in the kit



MAGNUM

| Complementos | | | | |
|---|------------|---|---|----------|
| R150 Sobrepuesta | Referencia | Descripción |  | Precio |
|  | R1502 | Perfil Magnum de 2 metros Magnum top track 2 meters | 2 | 98,52 € |
| | R1503 | Perfil Magnum de 3 metros Magnum top track 3 meters | 2 | 153,82 € |
| | R1506 | Perfil Magnum de 6 metros Magnum top track 6 meters | 2 | 309,00 € |
|  | R1522 | Perfil Falso Techo Magnum de 2 metros Magnum False Ceiling Track 2 meters | 2 | 89,70 € |
| | R1523 | Perfil Falso Techo Magnum de 3 metros Magnum False Ceiling Track 3 meters | 2 | 135,50 € |
| | R1526 | Perfil Falso Techo Magnum de 6 metros Magnum False Ceiling Track 6 meters | 2 | 270,60 € |
|  | R1542 | Tapeta embellecedora de 2 metros Cover 2 meters | 2 | 119,66 € |
| | R1543 | Tapeta embellecedora de 3 metros Cover 3 meters | 2 | 179,48 € |
| | R1546 | Tapeta embellecedora de 6 metros Cover 3 meters | 2 | 358,92 € |
|  | R15052 | Roldana blanca R150 en POM con cojinetes White Door Fitting Set R150 POM | 10 | 17,84 € |
|  | R10155 | Escuadra soporte de 31,5 x 24 mm. Wall bracket 31,5 x 24 mm. | 25 | 1,38 € |
|  | R10156 | Escuadra soporte de 46 x 24 mm. Wall bracket 46 x 24 mm. | 20 | 1,09 € |
|  | R10154 | Pletina sobrepuesta para puertas de hasta 150 kg. Face fixed adjustable mounting plate for 150 kg. | 20 | 1,28 € |
|  | R15057 | Tope freno con retenedor Brake Door Stopper | 25 | 3,08 € |
|  | R4034 | Guiador inferior de plástico Plastic door guide | 40 | 0,52 € |
|  | R8115 | Guiador inferior de inoxidable (opcional) Stainless Steel door guide (optional) | 50 | 1,94 € |


COLECCIÓN 1.2.3 - Para puertas de hasta **150 kg.**

R150S_{OBREPUESTA}

MAGNUM

- Sistema de roldanas **con cojinetes** para hojas de un máximo de **150 kg.**
- Especial para hojas de gran tamaño.
- Sistema de pletina sobrepuesta que nos permite entrar la hoja sin necesidad de bascular.
- Roller system **with ball bearings** for maximum door weight up to **150 kg.**
- Special for big leaves.
- Face fixed plate system that allows us an easy leave placement no need to tilt.



| Juego Completo | Referencia | Descripción |  | Precio |
|------------------|------------|---|---|---------|
| R150 Sobrepuesta | R150S | Juego de accesorios para puerta corredera sobrepuesta de hasta 150 kg. Sliding door Gear kit maximum door weight 150 kg. | 10 | 48,35 € |

| Kit R150S (hasta 150 kg.) | | | | |
|---|------------|---|---|----------|
| | Referencia | Descripción |  | Precio |
|  | 3R150SM | Kit completo instalación R150S + perfil Magnum 3 metros Kit for installation R150S + 3 meters Magnum track | 1 | 218,86 € |
| | 6R150SM | Kit completo instalación R150S + perfil Magnum 6 metros Kit for installation R150S + 6 meters Magnum track | 1 | 382,00 € |
|  | 3R150SFT | Kit completo instalación R150S + perfil Falso Techo Magnum 3 metros Kit for installation R150S + 3 meters Magnum false ceiling track | 1 | 199,50 € |
| | 6R150SFT | Kit completo instalación R150S + perfil Falso Techo Magnum 6 metros Kit for installation R150S + 6 meters Magnum false ceiling track | 1 | 349,50 € |

Tapetas embellecedoras y tapas no incluidas en el Kit / Track covers and covers not included in the kit





MAXI

| Complementos | | | | |
|---|------------|---|---|----------|
| R300 Sobrepuesta | Referencia | Descripción |  | Precio |
|  | R3003 | Perfil Maxi de 3 metros Maxi top track 3 meters | 1 | 231,95 € |
| | R3006 | Perfil Maxi de 6 metros Maxi top track 6 meters | 1 | 494,95 € |
|  | R3043 | Tapeta embellecedora Maxi de 3 metros Maxi cover 3 meters | 1 | 95,95 € |
| | R3046 | Tapeta embellecedora Maxi de 6 metros Maxi Cover 6 meters | 1 | 191,95 € |
|  | R30052 | Roldana negra R300 en POM con cojinetes Black Door Fitting Set R300 POM | 2 | 35,95 € |
|  | R30155 | Escuadra soporte Maxi de 47 x 39 mm. Maxi wall bracket 47 x 39 mm. | 25 | 3,20 € |
|  | R10154 | Pletina sobrepuesta para puertas de hasta 300 kg. Face fixed adjustable mounting plate for 300 kg. | 20 | 1,28 € |
|  | R30057 | Tope freno con retenedor 300 kg. Brake Door Stopper 300 kg. | 2 | 5,60 € |
|  | R8115 | Guiador inferior de inoxidable (opcional) Stainless Steel door guide (optional) | 50 | 1,94 € |


COLECCIÓN 1.2.3 - Para puertas de hasta **300 kg.**

MAXI

R300S SOBREPUESTA

- Sistema de roldanas **con cuatro cojinetes** para hojas de hasta **300 kg.**
- Con posibilidad de atornillado a pared y a techo, con unas medidas de **53 x 54 mm.**
- Para puertas de un máximo de **50 mm.** de grosor.
- Roller system **with 4 ball bearings** for door weight up to **300 kg.**
- With the possibility of direct screwing to the side wall, when carrying lateral and high drills with dimensions of **53 x 54 mm.**
- Maximum thickness door **50 mm.**



| Juego Completo | Referencia | Descripción |  | Precio |
|------------------|------------|---|---|---------|
| R300 Sobrepuesta | R300S | Juego de accesorios para puerta corredera sobrepuesta de hasta 300 kg. Sliding door Gear kit maximum door weight 300 kg. | 1 | 83,95 € |

| Kit R300S (hasta 300 kg.) | | | | |
|---|------------|---|---|----------|
| | Referencia | Descripción |  | Precio |
|  | 3R300SM | Kit completo instalación R300S + perfil Maxi 3 metros Kit for installation R300S + 3 meters Maxi track | 1 | 315,95 € |
|  | 6R300SM | Kit completo instalación R300S + perfil Maxi 6 metro Kit for installation R300S + 6 meters Maxi track | 1 | 578,95 € |

Tapetas embellecedoras y tapas no incluidas en el Kit / Track covers and covers not included in the kit





| Complementos | | | | |
|---|-------------|--|---|-----------|
| R40 Lateral | Referencia | Descripción |  | Precio |
|  | R400 | Perfil básico ECO (sin agujeros) de 3 metros ECO Top Track (without holes) 3 meters | 4 | Consultar |
| | R402 | Perfil básico de 2 metros Standard Top Track 2 meters | 4 | 26,95 € |
| | R403 | Perfil básico de 3 metros Standard Top Track 3 meters | 4 | 40,43 € |
| | R406 | Perfil básico de 6 metros Standard Top Track 6 meters | 4 | 86,35 € |
|  | R842 | Tapeta embellecedora de 2 metros Cover 2 meters | 4 | 23,22 € |
| | R843 | Tapeta embellecedora de 3 metros Cover 3 meters | 4 | 34,84 € |
| | R846 | Tapeta embellecedora de 6 metros Cover 6 meters | 4 | 69,67 € |
|  | R4052 | Roldana gris R40 en POM sin cojinetes Grey Door Fitting Set R40 POM | 30 | 6,05 € |
|  | R4054 | Escuadra soporte pequeño pared de 27 x 20 mm. Wall bracket 26,75 x 20,25 mm. | 40 | 0,72 € |
|  | R10155 | Escuadra soporte de 31,5 x 24 mm. Wall bracket 31,5 x 24 mm. | 25 | 1,38 € |
|  | R8062 | Pletina lateral encastrada Lateral Recessed Headrom bracket | 20 | 1,98 € |
|  | R8057 | Tope freno con retenedor Brake Door Stopper | 30 | 2,18 € |
|  | R4034 | Guiador inferior de plástico Plastic door guide | 40 | 0,52 € |
|  | R8115 | Guiador inferior de inoxidable (opcional) Stainless Steel door guide (optional) | 50 | 1,94 € |
|  | R8740 | Juego de tapas lateral para perfil R80 Set for lateral cover for track R80 | 2/25 | 16,39 € |
|  | R8740 Doble | Juego de tapas doble laterales para perfil R80 Set for lateral cover doble for track R80 | 2/25 | 17,49 € |

COLECCIÓN 1.3.1 - Para puertas de hasta **60 kg.**

R40L_{ATERAL}

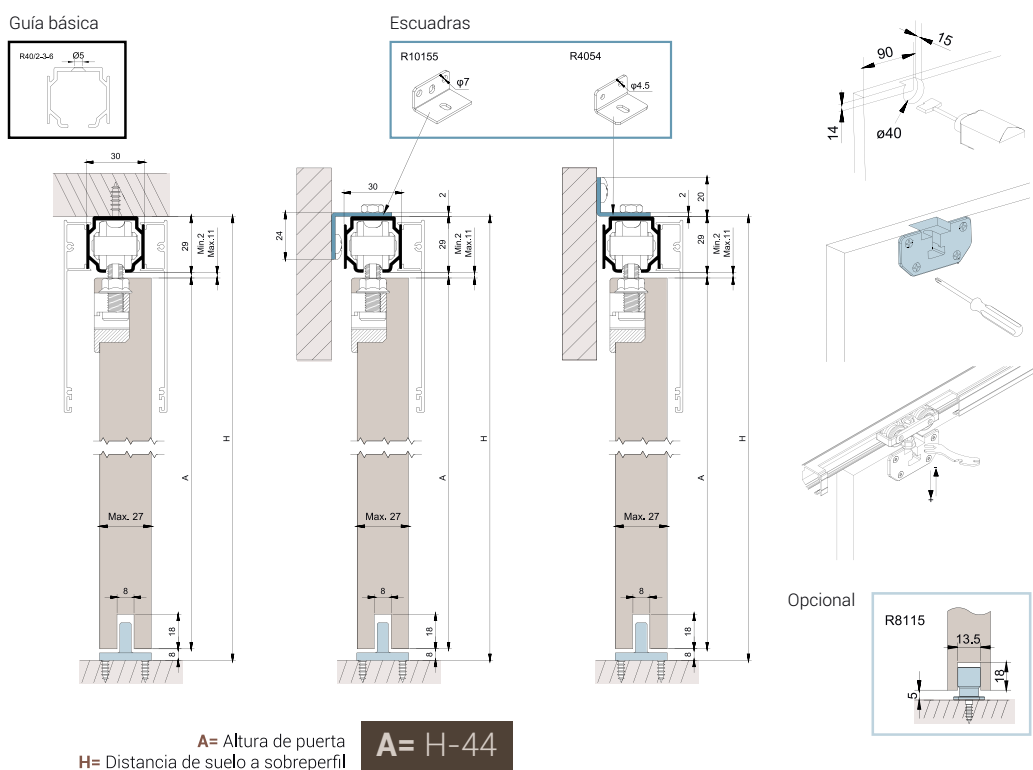
- Sistema de roldanas en POM **sin cojinetes** para hojas de un máximo de **60 kg.**
- Trabaja en nuestro perfil más básico de la gama con unas medidas de **30 x 30 mm.**
- Para puertas de un máximo de **25 mm.** de grosor.
- Sistema encastrado lateral que permite montar dos hojas paralelas, ajustando al máximo el solape entre ellas.
- Roller system in POM finish **without ball bearings** for door weight up to **60 kg.**
- Available for our basic track in dimensions **30 x 30 mm.**
- Maximum thickness door **25 mm.**
- Side recessed system that allows mounting two parallel leaves, adjusting the overlap between them as much as possible.



| Juego Completo | Referencia | Descripción | | Precio |
|----------------|------------|---|----|---------|
| R40 Lateral | R40L | Juego de accesorios para puerta corredera lateral de hasta 60 kg. Sliding door Gear kit maximum door weight 60 kg. | 10 | 23,05 € |

| Kit R40L (hasta 60 kg.) | | | | |
|-------------------------|------------|---|---|----------|
| | Referencia | Descripción | | Precio |
| | 2R40L | Kit completo instalación R40L + perfil 2 metros Kit for installation R40L + 2 meters track | 1 | 55,58 € |
| | 3R40L | Kit completo instalación R40L + perfil 3 metros Kit for installation R40L + 3 meters track | 1 | 69,06 € |
| | 6R40L | Kit completo instalación R40L + perfil 6 metros Kit for installation R40L + 6 meters track | 1 | 114,98 € |

Tapetas embellecedoras y tapas no incluidas en el Kit / Track covers and covers not included in the kit



| Complementos | | | | |
|---|----------------|--|---|----------|
| R80/R120 Lateral | Referencia | Descripción |  | Precio |
|  | R802 | Perfil Premium de 2 metros Premium top track 2 meters | 3 | 44,95 € |
| | R803 | Perfil Premium de 3 metros Premium top track 3 meters | 3 | 67,95 € |
| | R806 | Perfil Premium de 6 metros Premium top track 6 meters | 3 | 135 € |
|  | R822 | Perfil Falso Techo de 2 metros False Ceiling Track 2 meters | 2 | 53,20 € |
| | R823 | Perfil Falso Techo de 3 metros False Ceiling Track 3 meters | 2 | 79,80 € |
| | R826 | Perfil Falso Techo de 6 metros False Ceiling Track 6 meters | 2 | 156,60 € |
|  | R842 | Tapeta embellecedora de 2 metros Cover 2 meters | 4 | 23,22 € |
| | R843 | Tapeta embellecedora de 3 metros Cover 3 meters | 4 | 34,84 € |
| | R846 | Tapeta embellecedora de 6 metros Cover 6 meters | 4 | 69,67 € |
|  | R8052 | Roldana negra R80 en POM con cojinetes Black Door Fitting Set R80 POM | 30 | 11,08 € |
|  | R12052 | Roldana blanca R120 en POM con cojinetes White Door Fitting Set R120 POM | 30 | 13,19 € |
|  | R10155 | Escuadra soporte de 31,5 x 24 mm. Wall bracket 31,5 x 24 mm. | 25 | 1,38 € |
|  | R10156 | Escuadra soporte de 46 x 24 mm. Wall bracket 46 x 24 mm. | 20 | 1,09 € |
|  | R8062 | Pletina lateral encastrada Lateral Recessed Headrom bracket | 20 | 1,98 € |
|  | R8057 | Tope freno con retenedor Brake Door Stopper | 30 | 2,18 € |
|  | R4034 | Guiador inferior de plástico Plastic door guide | 40 | 0,52 € |
|  | R8115 | Guiador inferior de inoxidable (opcional) Stainless Steel door guide (optional) | 50 | 1,94 € |
|  | MC60 | Freno amortiguador Stop&Slide hasta 65 kg. Soft Brake Stop&Slide Max door weight 65 kg. | 2 | 68,60 € |
| | MC90 | Freno amortiguador Stop&Slide hasta 90 kg. Soft Brake Stop&Slide Max door weight 90 kg. | 2 | 80,50 € |
| | MC120 | Freno amortiguador Stop&Slide hasta 120 kg. Soft Brake Stop&Slide Max door weight 120 kg. | 2 | 89,00 € |
|  | R8780 | Juego de tapas lateral para perfil R80 Set for lateral cover for track R80 | 2/25 | 16,39 € |
|  | R8780 Doble | Juego de tapas doble laterales para perfil R80 Set for lateral cover doble for track R80 | 2/25 | 17,49 € |

COLECCIÓN 1.3.2. - Para puertas de hasta **90 kg.** & **120 kg.**

R80L/120L LATERAL

- Sistema de roldanas **con cuatro cojinetes** para hojas de **90 kg.** a **120 kg.**
- Con posibilidad de atornillado directo a pared lateral, al llevar taladros laterales y superiores con unas medidas de **33 x 33 mm.**
- Para puertas de un máximo de **27 mm.** de grosor.
- Posibilidad de incorporar un sistema de frenada con ralentizado sin ningún tipo de regulación.
- Roller system **with 4 ball bearings** for door weight from **90 kg.** to **120 kg.**
- Possibility of direct screwing to the side wall, when carrying lateral and ceiling drills with dimensions of **33 x 33 mm.**
- Maximum thickness door **27 mm.**
- Possibility of incorporating a braking system with slowing down without any type of regulation.



| Juego Completo | Referencia | Descripción | | Precio |
|----------------|------------|---|----|---------|
| R80 Lateral | R80L | Juego de accesorios para puerta corredera lateral de hasta 90 kg. Sliding door Gear kit maximum door weight 90 kg. | 10 | 34,61 € |
| R120 Lateral | R120L | Juego de accesorios para puerta corredera lateral de hasta 120 kg. Sliding door Gear kit maximum door weight 120 kg. | 10 | 38,83 € |

Kit R80L (hasta 90 kg.)

| | Referencia | Descripción | | Precio |
|--|------------|---|---|----------|
| | 2R80L | Kit completo instalación R80L + perfil Premium 2 metros Kit for installation R80L + 2 meters Premium track | 1 | 76,60 € |
| | 3R80L | Kit completo instalación R80L + perfil Premium 3 metros Kit for installation R80L + 3 meters Premium track | 1 | 96,60 € |
| | 6R80L | Kit completo instalación R80L + perfil Premium 6 metros Kit for installation R80L + 6 meters Premium track | 1 | 166,60 € |
| | 2R80LFT | Kit completo instalación R80L + perfil Falso Techo 2 metros Kit for installation R80L + 2 meters false ceiling track | 1 | 83,01 € |
| | 3R80LFT | Kit completo instalación R80L + perfil Falso Techo 3 metros Kit for installation R80L + 3 meters false ceiling track | 1 | 105,01 € |
| | 6R80LFT | Kit completo instalación R80L + perfil Falso Techo 6 metros Kit for installation R80L + 6 meters false ceiling track | 1 | 169,91 € |

Tapetas embellecedoras y tapas no incluidas en el Kit / Track covers and covers not included in the kit

Kit R120L (hasta 120 kg.)

| | Referencia | Descripción | | Precio |
|--|------------|---|---|----------|
| | 2R120L | Kit completo instalación R120L + perfil Premium 2 metros Kit for installation R120L + 2 meters Premium track | 1 | 82,50 € |
| | 3R120L | Kit completo instalación R120L + perfil Premium 3 metros Kit for installation R120L + 3 meters Premium track | 1 | 99,50 € |
| | 6R120L | Kit completo instalación R120L + perfil Premium 6 metros Kit for installation R120L + 6 meters Premium track | 1 | 169,50 € |
| | 2R120LFT | Kit completo instalación R120L + perfil Falso Techo 2 metros Kit for installation R120L + 2 meters false ceiling track | 1 | 87,23 € |
| | 3R120LFT | Kit completo instalación R120L + perfil Falso Techo 3 metros Kit for installation R120L + 3 meters false ceiling track | 1 | 109,23 € |
| | 6R120LFT | Kit completo instalación R120L + perfil Falso Techo 6 metros Kit for installation R120L + 6 meters false ceiling track | 1 | 174,13 € |

Tapetas embellecedoras y tapas no incluidas en el Kit / Track covers and covers not included in the kit



| Complementos | | | | |
|---|------------|---|---|----------|
| R40 Retráctil | Referencia | Descripción |  | Precio |
|  | R892 | Perfil cuadrado R89 33x33 mm. de 2 metros 2 meters R89 track 33x33 mm. | 4 | 53,20 € |
| | R893 | Perfil cuadrado R89 33x33 mm. de 3 metros 3 meters R89 track 33x33 mm. | 4 | 79,80 € |
| | R896 | Perfil cuadrado R89 33x33 mm. de 6 metros 6 meters R89 track 33x33 mm. | 4 | 159,60 € |
|  | R892N | Perfil cuadrado R89 negro 33x33 mm. de 2 m. 2 meters R89 black track 33x33 mm. | 4 | 53,20 € |
| | R893N | Perfil cuadrado R89 negro 33x33 mm. de 3 m. 3 meters R89 black track 33x33 mm. | 4 | 79,80 € |
| | R896N | Perfil cuadrado R89 negro 33x33 mm. de 6 m. 6 meters R89 black track 33x33 mm. | 4 | 159,60 € |
|  | R822 | Perfil Falso Techo de 2 metros False Ceiling Track 2 meters | 2 | 53,20 € |
| | R823 | Perfil Falso Techo de 3 metros False Ceiling Track 3 meters | 2 | 79,80 € |
| | R826 | Perfil Falso Techo de 6 metros False Ceiling Track 6 meters | 2 | 156,60 € |
|  | R4052 | Roldana gris R40 en POM sin cojinetes Grey Door Fitting Set R40 POM | 30 | 6,05 € |
|  | R4054 | Escuadra soporte pequeño pared de 27 x 20 mm. Wall bracket 26,75 x 20,25 mm. | 40 | 0,72 € |
|  | R10155 | Escuadra soporte de 31,5 x 24 mm. Wall bracket 31,5 x 24 mm. | 25 | 1,38 € |
|  | R8057 | Tope freno con retenedor Brake Door Stopper | 30 | 2,18 € |
|  | R8014 | Juego de dos pletinas y guiador inferior Kit for 2 plates + guide door floor | 1 | 19,02 € |
|  | R8822 | Tirador aluminio recto plata con uñero Straight silver aluminum handle with handle | 10 | 3,68 € |
| | R8822N | Tirador aluminio recto negro con uñero Straight silver black handle with handle | 10 | 3,68 € |

R40RA_{RETRÁCTIL}

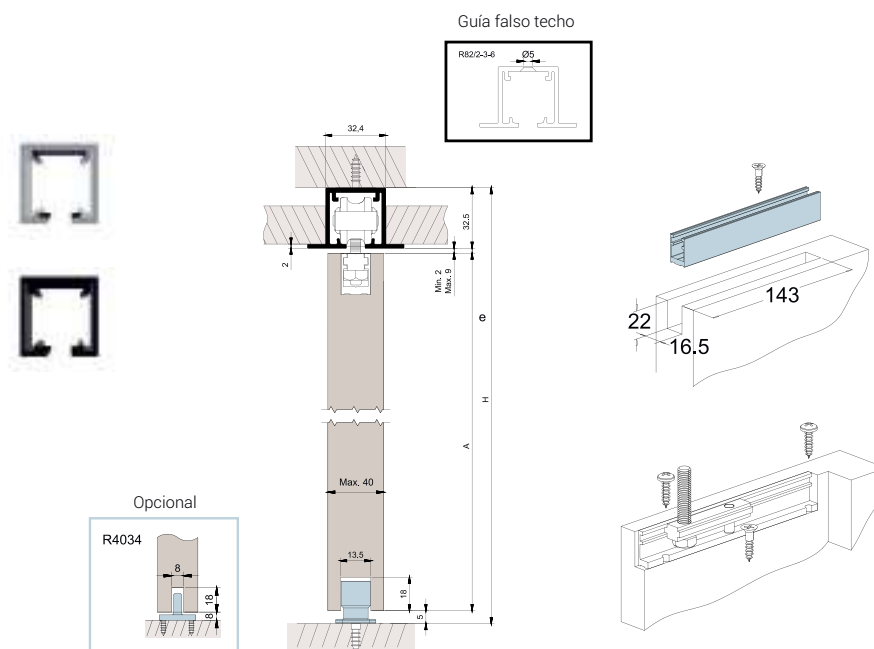
- Sistema de roldanas en POM **sin cojinetes** para hojas de un máximo de **60 kg.**
- Para puertas de un máximo de **30 mm.** de grosor.
- Sistema para montaje ajustado a perfil.
- Roller system in POM finish **without ball bearings** for door weight up to **60 kg.**
- Maximum thickness door **30 mm.**
- Track adjustable mounting system.



| Juego Completo | Referencia | Descripción | | Precio |
|------------------|------------|---|----|---------|
| R40/60 Retráctil | R40RA | Juego de accesorios para puerta corredera retráctil de hasta 60 kg. Sliding door Gear kit maximum door weight 60 kg. | 10 | 37,68 € |

| Kit R40R (hasta 60 kg.) | | | | |
|-------------------------|------------|---|---|----------|
| | Referencia | Descripción | | Precio |
| | 2R40RAFT | Kit completo instalación R40R + perfil Falso Techo 2 metros Kit for installation R40R + 2 meters ceiling track | 1 | 70,13 € |
| | 3R40RAFT | Kit completo instalación R40R + perfil Falso Techo 3 metros Kit for installation R40R + 3 meters ceiling track | 1 | 83,60 € |
| | 6R40RAFT | Kit completo instalación R40R + perfil Falso Techo 6 metros Kit for installation R40R + 6 meters ceiling track | 1 | 129,53 € |

Tapetas embellecedoras y tapas no incluidas en el Kit / Track covers and covers not included in the kit



A= Altura de puerta
H= Distancia de suelo a sobreperfil
A= H-43.5



| Complementos | | | | |
|---|------------|---|---|----------|
| R80/R120 Retráctil | Referencia | Descripción |  | Precio |
|  | R892 | Perfil cuadrado R89 33x33 mm. de 2 metros 2 meters R89 track 33x33 mm. | 4 | 53,20 € |
| | R893 | Perfil cuadrado R89 33x33 mm. de 3 metros 3 meters R89 track 33x33 mm. | 4 | 79,80 € |
| | R896 | Perfil cuadrado R89 33x33 mm. de 6 metros 6 meters R89 track 33x33 mm. | 4 | 159,60 € |
|  | R892N | Perfil cuadrado R89 negro 33x33 mm. de 2 m. 2 meters R89 black track 33x33 mm. | 4 | 53,20 € |
| | R893N | Perfil cuadrado R89 negro 33x33 mm. de 3 m. 3 meters R89 black track 33x33 mm. | 4 | 79,80 € |
| | R896N | Perfil cuadrado R89 negro 33x33 mm. de 6 m. 6 meters R89 black track 33x33 mm. | 4 | 159,60 € |
|  | R822 | Perfil Falso Techo de 2 metros False Ceiling Track 2 meters | 2 | 53,20 € |
| | R823 | Perfil Falso Techo de 3 metros False Ceiling Track 3 meters | 2 | 79,80 € |
| | R826 | Perfil Falso Techo de 6 metros False Ceiling Track 6 meters | 2 | 156,60 € |

| Complementos | | | | |
|---|------------|---|---|---------|
| R80/R120 Retráctil | Referencia | Descripción |  | Precio |
|  | R8052 | Roldana negra R80 en POM con cojinetes Black Door Fitting Set R80 POM | 30 | 11,08 € |
|  | R12052 | Roldana blanca R120 en POM con cojinetes White Door Fitting Set R120 POM | 30 | 13,19 € |
|  | R10155 | Escuadra soporte de 31,5 x 24 mm. Wall bracket 31,5 x 24 mm. | 25 | 1,38 € |
|  | R10156 | Escuadra soporte de 46 x 24 mm. Wall bracket 46 x 24 mm. | 20 | 1,09 € |
|  | R8057 | Tope freno con retenedor Brake Door Stopper | 30 | 2,18 € |
|  | R8014 | Juego de dos pletinas y guiador inferior Kit for 2 plates + guide door floor | 1 | 19,02 € |
|  | MC60 | Freno amortiguador Stop&Slide hasta 65 kg. Soft Brake Stop&Slide Max door weight 65 kg. | 2 | 68,60 € |
| | MC90 | Freno amortiguador Stop&Slide hasta 90 kg. Soft Brake Stop&Slide Max door weight 90 kg. | 2 | 80,50 € |
| | MC120 | Freno amortiguador Stop&Slide hasta 120 kg. Soft Brake Stop&Slide Max door weight 120 kg. | 2 | 89,00 € |
|  | R8822 | Tirador aluminio recto plata con uñero Straight silver aluminum handle with handle | 10 | 3,68 € |
|  | R8822N | Tirador aluminio recto negro con uñero Straight silver black handle with handle | 10 | 3,68 € |
|  | R8780PL | Juego de tapas laterales de plástico para perfil R40 Plastic set for lateral cover for track R40 | 2/30 | 2,58 € |





| Kit R120RA (hasta 120 kg.) | | | | |
|---|------------|---|---|----------|
| | Referencia | Descripción |  | Precio |
|  | 2R89RA | Kit completo instalación R120RA + perfil R89 2 metros Kit for installation R120RA + 2 meters R89 track | 1 | 85,21 € |
| | 3R89RA | Kit completo instalación R120RA + perfil R89 3 metros Kit for installation R120RA + 3 meters R89 track | 1 | 107,21 € |
| | 6R89RA | Kit completo instalación R120RA + perfil R89 6 metros Kit for installation R120RA + 6 meters R89 track | 1 | 172,10 € |

| Kit R120RA (hasta 120 kg.) | | | | |
|---|------------|---|---|----------|
| | Referencia | Descripción |  | Precio |
|  | 2R89RAN | Kit completo instalación R120RA + perfil R89 negro 2 metros Kit for installation R120RA + 2 meters R89 black track | 1 | 85,21 € |
| | 3R89RAN | Kit completo instalación R120RA + perfil R89 negro 3 metros Kit for installation R120RA + 3 meters R89 black track | 1 | 107,21 € |
| | 6R89RAN | Kit completo instalación R120RA + perfil R89 negro 6 metros Kit for installation R120RA + 6 meters R89 black track | 1 | 172,10 € |

COLECCIÓN 1.4.2. - Para puertas de hasta **90 kg.** & **120 kg.**

R80RA/120RA_{RETRÁCTIL}

- Sistema de roldanas **con cuatro cojinetes** para hojas de **90 kg.** a **120 kg.**
- Sistema que nos permitirá ajustar al máximo al perfil.
- Para puertas de un máximo de **45 mm.** de grosor.
- Posibilidad de incorporar un sistema de frenada con ralentizado sin ningún tipo de regulación.
- Roller system **with 4 ball bearings** for door weight from **90 kg.** to **120 kg.**
- Track adjustable mounting system.
- Maximum thickness door **45 mm.**
- Possibility of incorporating a braking system with slowing down without any type of regulation.



| Juego Completo | Referencia | Descripción | | Precio |
|----------------|------------|---|----|---------|
| R80 Retráctil | R80RA | Juego de accesorios para puerta corredera retráctil de hasta 90 kg. Sliding door Gear kit maximum door weight 90 kg. | 10 | 47,73 € |
| R120 Retráctil | R120RA | Juego de accesorios para puerta corredera retráctil de hasta 120 kg. Sliding door Gear kit maximum door weight 120 kg. | 10 | 51,95 € |

Kit R80R (hasta 90 kg.)

| | Referencia | Descripción | | Precio |
|--|------------|---|---|----------|
| | 3R80RAFT | Kit completo instalación R80R + perfil Falso Techo 3 metros Kit for installation R80R + 3 meters false ceiling track | 1 | 119,60 € |
| | 6R80RAFT | Kit completo instalación R80R + perfil Falso Techo 6 metros Kit for installation R80R + 6 meters false ceiling track | 1 | 208,80 € |


Tapetas embellecedoras y tapas no incluidas en el Kit / Track covers and covers not included in the kit

Kit R120R (hasta 120 kg.)

| | Referencia | Descripción | | Precio |
|--|------------|---|---|----------|
| | 3R120RAFT | Kit completo instalación R120R + perfil Falso Techo 3 metros Kit for installation R120R + 3 meters false ceiling track | 1 | 129,60 € |
| | 6R120RAFT | Kit completo instalación R120R + perfil Falso Techo 6 metros Kit for installation R120R + 6 meters false ceiling track | 1 | 218,80 € |

Tapetas embellecedoras y tapas no incluidas en el Kit / Track covers and covers not included in the kit





MAGNUM

| Complementos | | | | |
|---|------------|---|---|----------|
| R150 Retráctil | Referencia | Descripción |  | Precio |
|  | R1502 | Perfil Magnum de 2 metros Magnum top track 2 meters | 2 | 98,52 € |
| | R1503 | Perfil Magnum de 3 metros Magnum top track 3 meters | 2 | 153,82 € |
| | R1506 | Perfil Magnum de 6 metros Magnum top track 6 meters | 2 | 309,00 € |
|  | R1522 | Perfil Falso Techo Magnum de 2 metros Magnum False Ceiling Track 2 meters | 2 | 89,70 € |
| | R1523 | Perfil Falso Techo Magnum de 3 metros Magnum False Ceiling Track 3 meters | 2 | 135,50 € |
| | R1526 | Perfil Falso Techo Magnum de 6 metros Magnum False Ceiling Track 6 meters | 2 | 270,60 € |
|  | R15052 | Roldana blanca R150 en POM con cojinetes White Door Fitting Set R150 POM | 10 | 17,84 € |
|  | R10155 | Escuadra soporte de 31,5 x 24 mm. Wall bracket 31,5 x 24 mm. | 25 | 1,38 € |
|  | R10156 | Escuadra soporte de 46 x 24 mm. Wall bracket 46 x 24 mm. | 20 | 1,09 € |
|  | R15057 | Tope freno con retenedor Brake Door Stopper | 25 | 3,08 € |
|  | R15014 | Juego de dos pletinas y guiador inferior Kit for 2 plates + guide door floor | 1 | 25,32 € |

COLECCIÓN 1.4.3. - Para puertas de hasta **150 kg.**

R150RA_{RETRÁCTIL}

MAGNUM

- Sistema de roldanas **con cojinetes** para hojas de un máximo de **150 kg.**
- Especial para hojas de gran tamaño.
- Para puertas de un máximo de **50 mm.** de grosor.
- Sistema que nos permitirá ajustar al máximo al perfil.
- Roller system **with ball bearings** for maximum door weight **150 kg.**
- Special for big leaves.
- Maximum thickness door **50 mm.**
- Track djustable mounting system.



| Juego Completo | Referencia | Descripción |  | Precio |
|----------------|------------|---|---|---------|
| R150 Retráctil | R150RA | Juego de accesorios para puerta corredera retráctil de hasta 150 kg. Sliding door Gear kit maximum door weight 150 kg. | 10 | 63,06 € |

| Kit R150R (hasta 150 kg.) | | | | |
|---|------------|---|---|----------|
| | Referencia | Descripción |  | Precio |
|  | 3R150RAFT | Kit completo instalación R150R + perfil Falso Techo Magnum 3 metros Kit for installation R150R + 3 meters Magnum False Ceiling track | 1 | 210,50 € |
| | 6R150RAFT | Kit completo instalación R150R + perfil Falso Techo Magnum 6 metros Kit for installation R150R + 6 meters Magnum False Ceiling track | 1 | 358,50 € |

Tapetas embellecedoras y tapas no incluidas en el Kit / Track covers and covers not included in the kit





MAXI

| Complementos | | | | |
|---|------------|--|---|----------|
| R300 Sobrepuesta | Referencia | Descripción |  | Precio |
|  | R3003 | Perfil Maxi de 3 metros Maxi top track 3 meters | 1 | 231,95 € |
| | R3006 | Perfil Maxi de 6 metros Maxi top track 6 meters | 1 | 494,95 € |
|  | R30052 | Roldana negra R300 en POM con cojinetes Black Door Fitting Set R300 POM | 2 | 35,95 € |
|  | R30155 | Escuadra soporte Maxi de 47 x 39 mm. Maxi wall bracket 47 x 39 mm. | 25 | 3,20 € |
|  | R30014 | Juego RA300 con 2 pletinas + guíador inferior Kit for 2 plates + guide door floor | 1 | 70,95 € |
|  | R30057 | Tope freno con retenedor 300 kg. Brake Door Stopper 300 kg. | 2 | 5,60 € |
|  | R8822 | Tirador aluminio recto plata con uñero Straight silver aluminum handle with handle | 10 | 3,68 € |
|  | R8115 | Guiador inferior de inoxidable (opcional) Stainless Steel door guide (optional) | 50 | 1,94 € |

COLECCIÓN 1.2.3 - Para puertas de hasta **300 kg.**


MAXI

R300RA_{RETRÁCTIL}

- Sistema de roldanas **con cuatro cojinetes** para hojas de hasta **300 kg.**
- Con posibilidad de atornillado a pared y a techo, con unas medidas de **53 x 54 mm.**
- Para puertas de un máximo de **50 mm.** de grosor.

- Roller system **with 4 ball bearings** for door weight up to **300 kg.**
- With the possibility of direct screwing to the side wall, when carrying lateral and high drills with dimensions of **53 x 54 mm.**
- Maximum thickness door **50 mm.**



| Juego Completo | Referencia | Descripción |  | Precio |
|----------------|------------|---|---|----------|
| R300 Retráctil | R300RA | Juego de accesorios para puerta corredera retráctil de hasta 300 kg. Sliding door Gear kit maximum door weight 300 kg. | 1 | 143,95 € |

| Kit R300RA (hasta 300 kg.) | | | | |
|---|------------|---|---|----------|
| | Referencia | Descripción |  | Precio |
|  | 3R300RA | Kit completo instalación R300RA + perfil Maxi 3 metros Kit for installation R300RA + 3 meters Maxi track | 1 | 375,95 € |
| | 6R300RA | Kit completo instalación R300RA + perfil Maxi 6 metros Kit for installation R300RA + 6 meters Maxi track | 1 | 638,95 € |

Tapetas embellecedoras y tapas no incluidas en el Kit / Track covers and covers not included in the kit






Complementos

| R80 Progresiva | Referencia | Descripción |  | Precio |
|---|------------|--|---|---------|
|  | R802 | Perfil Premium de 2 metros Premium track 2 meters | 3 | 44,95 € |
| | R803 | Perfil Premium de 3 metros Premium track 3 meters | 3 | 67,95 € |
| | R806 | Perfil Premium de 6 metros Premium track 6 meters | 3 | 135 € |
|  | R842 | Tapeta embellecedora de 2 metros Cover 2 meters | 4 | 23,22 € |
| | R843 | Tapeta embellecedora de 3 metros Cover 3 meters | 4 | 34,84 € |
| | R846 | Tapeta embellecedora de 6 metros Cover 6 meters | 4 | 69,67 € |
|  | R8822 | Tirador aluminio recto plata con uñero Straight silver aluminum handle with handle | 10 | 3,68 € |
| | R8822N | Tirador aluminio recto negro con uñero Straight silver black handle with handle | 10 | 3,68 € |
|  | MC60 | Freno amortiguador Stop&Slide hasta 65 kg. Soft Brake Stop&Slide Max door weight 65 kg. | 2 | 68,60 € |
| | MC90 | Freno amortiguador Stop&Slide hasta 90 kg. Soft Brake Stop&Slide Max door weight 90 kg. | 2 | 80,50 € |
| | MC120 | Freno amortiguador Stop&Slide hasta 120 kg. Soft Brake Stop&Slide Max door weight 120 kg. | 2 | 89,00 € |

R80PG PROGRESIVA

- En Roandi, también disponemos de la gama de hojas correderas progresivas, que nos permitirán mover **2 o 3 hojas progresivamente** en un mismo lateral de instalación.
- **Nuestros kits no tienen mano de instalación, con lo cual lo podemos decidir incluso en el momento de instalar.**
- Dichos sistemas funcionan con **correa dentada plástica T-5** con filamento inoxidable interno, para garantizar una gran durabilidad en el tiempo.
- Se pueden combinar con nuestros sistemas de frenado hidráulico que nos permitirán absorber inercias de hojas de hasta **120 Kg.** con una suave parada.
- At Roandi, we also have the range of Progressive Doors, an sliding door system for **two or three leaf progressively** on the same installation side.
- **Our kits do not have an installation side, therefore we can decide even before installing.**
- These systems work with a **T-5 plastic toothed** belt with internal stainless filament, to guarantee a great durability over time.
- Can be combined with our braking hydraulic systems that will allow us to absorb inertia of up to **120 kg.** with a soft stop.









| Juego Completo | Referencia | Descripción |  | Precio |
|----------------|------------|--|---|----------|
| R80 Progresiva | R80PG2 | Juego completo para 2 hojas progresivas de 600 a 1.500 mm. Sin mano. Kit for 2 progressive doors from 600 to 1.500 mm. No side. | 10 | 126,31€ |
| R80 Progresiva | R80PG3 | Juego completo para 3 hojas progresivas de 600 a 1.500 mm. Sin mano. Kit for 3 progressive doors from 600 to 1.500 mm. No side. | 10 | 213,17 € |

| Kit R80PG | | | | |
|---|------------|--|---|----------|
| | Referencia | Descripción |  | Precio |
|  | 3R80PG2 | Kit completo para 2 hojas progresivas de hasta 80 kg. + perfil 3 metros Kit for installation 2 progressive doors weight 80 kg. + 3 meters track | 1 | 174,96 € |
| | 6R80PG2 | Kit completo para 2 hojas progresivas de hasta 80 kg. + perfil 6 metros Kit for installation 2 progressive doors weight 80 kg. + 6 meters track | 1 | 269,20 € |
| | 3R80PG3 | Kit completo para 3 hojas progresivas de hasta 80 kg. + perfil 3 metros Kit for installation 3 progressive doors weight 80 kg. + 3 meters track | 1 | 278,20 € |
| | 6R80PG3 | Kit completo para 3 hojas progresivas de hasta 80 kg. + perfil 6 metros Kit for installation 3 progressive doors weight 80 kg. + 6 meters track | 1 | 358,20 € |

Tapetas embellecedoras y tapas no incluidas en el Kit / Track covers and covers not included in the kit




| Complementos | | | | |
|---|-------------|--|---|---------|
| R80 Sincronizada | Referencia | Descripción |  | Precio |
|  | R802 | Perfil Premium de 2 metros Premium top track 2 meters | 3 | 44,95 € |
| | R803 | Perfil Premium de 3 metros Premium top track 3 meters | 3 | 67,95 € |
| | R806 | Perfil Premium de 6 metros Premium top track 6 meters | 3 | 135 € |
|  | R842 | Tapeta embellecedora de 2 metros Cover 2 meters | 4 | 23,22 € |
| | R843 | Tapeta embellecedora de 3 metros Cover 3 meters | 4 | 34,84 € |
| | R846 | Tapeta embellecedora de 6 metros Cover 6 meters | 4 | 69,67 € |
|  | R8822 | Tirador aluminio recto plata con uñero Straight silver aluminum handle with handle | 10 | 3,68 € |
| | R8822N | Tirador aluminio recto negro con uñero Straight silver black handle with handle | 10 | 3,68 € |
|  | MC60 | Freno amortiguador Stop&Slide hasta 65 kg. Soft Brake Stop&Slide Max door weight 65 kg. | 2 | 68,60 € |
| | MC90 | Freno amortiguador Stop&Slide hasta 90 kg. Soft Brake Stop&Slide Max door weight 90 kg. | 2 | 80,50 € |
| | MC120 | Freno amortiguador Stop&Slide hasta 120 kg. Soft Brake Stop&Slide Max door weight 120 kg. | 2 | 89,00 € |
|  | R8780 | Juego de tapas lateral para perfil R80 Set for lateral cover for track R80 | 2/25 | 16,39 € |
| | R8780 Doble | Juego de tapas doble laterales para perfil R80 Set for lateral cover doble for track R80 | 2/25 | 17,49 € |

R80SC SINCROIZADA


- La gama sincronizada nos permite **abrir y cerrar al unísono una o dos hojas en cada lateral.**
 - **Disponemos de los kits completos de componentes donde va todo incluido.**
 - Dichos sistemas funcionan con **correa dentada plástica T-5** con filamento inoxidable interno, para garantizar una gran durabilidad en el tiempo.
 - Se pueden combinar con nuestros sistemas de frenado hidráulico que nos permitirán absorber inercias de hojas de hasta **120 kg.** con una suave parada.
-
- Our synchro range is a roller sliding door fitting to synchronously open and close one or two leaves doors.
 - **We have a complete kit of components with all inclusive accessories.**
 - These systems work with a T-5 plastic toothed belt with internal stainless filament, to guarantee a great durability over time.
 - Can be combined with our braking hydraulic system that will allow us to absorb inertia of up to **120 kg.** with a soft stop.












| Juego Completo | Referencia | Descripción |  | Precio |
|------------------|------------|---|---|----------|
| R80 Sincronizada | R80SC2 | Juego completo para 1+1 hojas sincronizadas. Sin mano. Kit for 1+1 synchro doors. No side. | 10 | 222,37 € |
| R80 Sincronizada | R80SC4 | Juego completo para 2+2 hojas sincronizadas y progresivas. Sin mano. Kit for 2+2 synchro doors. No side. | 10 | 442,72 € |

| Kit R80SC | | | | |
|---|------------|---|---|----------|
| | Referencia | Descripción |  | Precio |
|  | 3R80SC2 | Kit completo de 1 + 1 hojas sincronizada de hasta 80 kg. + perfil 3 metros Kit for installation 1+1 synchro door weight 80 kg. + 3 meters track | 1 | 290,50 € |
| | 6R80SC2 | Kit completo de 1 + 1 hojas sincronizada de hasta 80 kg. + perfil 6 metros Kit for installation 1+1 synchro door weight 80 kg. + 6 meters track | 1 | 367,50 € |
| | 3R80SC4 | Kit completo de 2 + 2 hojas sincronizada progresiva de hasta 80 kg. + perfil 3 metros Kit for installation 2+2 synchro door weight 80 kg. + 3 meters track | 1 | 499,50 € |
| | 6R80SC4 | Kit completo de 2 + 2 hojas sincronizada progresiva de hasta 80 kg. + perfil 6 metros Kit for installation 2+2 synchro door weight 80 kg. + 6 meters track | 1 | 587,50 € |

Tapetas embellecedoras y tapas no incluidas en el Kit / Track covers and covers not included in the kit



| Complementos | | | | |
|---|------------|--|---|---------|
| R80 Plegable | Referencia | Descripción |  | Precio |
|  | R622 | Perfil para hojas plegables de 2 metros TopTrack folding doors 2 meters | 2 | 38,76 € |
| | R623 | Perfil para hojas plegables de 3 metros TopTrack folding doors 3 meters | 2 | 57,20 € |
|  | R822 | Perfil falso techo de 2 metros. 80 kg. False Ceiling track 2 meters. 80 kg. | 2 | 43,98 € |
| | R823 | Perfil falso techo de 3 metros. 80 kg. False Ceiling track 3 meters. 80 kg. | 2 | 65,97 € |
|  | R41312 | Perfil inferior de 2 metros (opcional) Channel guide 2 meters (opcional) | 4 | 31,41 € |
| | R41313 | Perfil inferior de 3 metros (opcional) Channel guide 3 meters (opcional) | 4 | 47,14 € |
|  | R4141 | Guiador inferior puertas plegables (opcional) Bottom pivot folding doors (opcional) | 25 | 4,63 € |

| Piezas | Referencia | Descripción |  | Precio |
|---|------------|---|---|---------|
|  | R8800 | Juego completo de complementos para 2 hojas plegables de máximo 1.000 mm. por hoja y 80 kg. No contiene bisagras Kit for 2 Folding doors maximum 1.000 mm. per leaf and 80 kg. Without hinges | 10 | 98,29 € |
|  | R8801 | Complementos adicional para una hoja batiente de máximo 1.000 mm. por hoja y 80 kg. No contiene bisagras Kit for additional fitting 1 door maximum 1.000 mm. per leaf and 80 kg. Without hinges | 10 | 76,46 € |
|  | R8802 | Complementos adicional para dos hojas batiente de máximo 1.000 mm. por hoja y 80 kg. No contiene bisagras Kit for additions 2 fittings door maximum 1.000 mm. per leaf and 80 kg. Without hinges | 10 | 28,43 € |




R80PL PLEGABLE

- Esta gama de puertas plegables se basa en el **no uso de guía inferior**.
- El sistema se instala sobre una guía superior y adjunta el herraje para que dichas hojas puedan pivotar cómoda y suavemente.
- El sistema **no incorpora bisagras** por lo que nuestro cliente decide qué tipo de bisagras quiere usar dependiendo del grosor y el peso de la hoja.
- Our range of timber folding doors is based on the **non-use of a lower track**
- The system uses our well-known upper track systems and attaches the hardware so that these leaves can pivot comfortably.
- The system does not incorporate hinges, since our work is based on the sliding of the leaves, with which our client decide what type of hinge you want to use depending on the thickness and weight of the leaf.



| Kit de accesorios dos/tres hojas plegables | | | | |
|--|------------|---|---|----------|
| | Referencia | Descripción |  | Precio |
|  | 2R8800PL | Kit completo R8800PL + perfil R62 de 2 metros Kit for installation R8800PL + 2 meters track R62 | 1 | 147,40 € |
| | 3R8800PL | Kit completo R8800PL + perfil R62 de 3 metros Kit for installation R8800PL + 3 meters track R62 | 1 | 166,10 € |
|  | 2R8800PLFT | Kit completo R8800PL + perfil Falso Techo de 2 metros Kit for installation R8800PL + 2 meters ceiling mounting track | 1 | 151,80 € |
| | 3R8800PLFT | Kit completo R8800PL + perfil Falso Techo de 3 metros Kit for installation R8800PL + 3 meters ceiling mounting track | 1 | 162,80 € |

Tapetas embelleecedoras, tapas y perfil inferior no incluidas en el Kit / Track covers, covers, channel guide not included in the kit

| Kit de accesorios dos hojas plegables + una hoja batiente adicional | | | | |
|---|------------|--|---|----------|
| | Referencia | Descripción |  | Precio |
|  | 2R8801PL | Kit completo R8800PL + R8801PL + perfil R62 de 2 metros Kit for installation R8800PL + R8801PL + 2 meters track R62 | 1 | 218,90€ |
| | 3R8801PL | Kit completo R8800PL + R8801PL + perfil R62 de 3 metros Kit for installation R8800PL + R8801PL + 3 meters track R62 | 1 | 240,90 € |
|  | 2R8801PLFT | Kit completo R8800PL + R8801PL + perfil Falso Techo de 2 metros Kit for installation R8800PL + R8801PL + 2 meters false ceiling track | 1 | 249,70 € |
| | 3R8801PLFT | Kit completo R8800PL + R8801PL + perfil Talso Techo de 3 metros Kit for installation R8800PL + R8801PL + 3 meters false ceiling track | 1 | 227,70 € |

Tapetas embelleecedoras, tapas y perfil inferior no incluidas en el Kit / Track covers, covers, channel guide not included in the kit

| Kit de accesorios para cuatro hojas plegables | | | | |
|---|------------|--|---|----------|
| | Referencia | Descripción |  | Precio |
|  | 2R8802PL | Kit completo R8800PL + R8802PL + perfil R62 de 2 metros Kit for installation R8800PL +R8802PL + 2 meters track R62 | 1 | 174,90 € |
| | 3R8802PL | Kit completo R8800PL + R8802PL + perfil R62 de 3 metros Kit for installation R8800PL +R8802PL + 3 meters track R62 | 1 | 193,60 € |
|  | 2R8802PLFT | Kit completo R8800PL + R8802PL + perfil Falso Techo de 2 metros Kit for installation R8800PL + R8802PL + 2 meters false ceiling track | 1 | 179,30 € |
| | 3R8802PLFT | Kit completo R8800PL + R8801PL + perfil Falso Techo de 3 metros Kit for installation R8800PL + R8802PL + 3 meters false ceiling track | 1 | 201,30 € |

Tapetas embelleecedoras, tapas y perfil inferior no incluidas en el Kit / Track covers, covers, channel guide not included in the kit



| Complementos | | | | |
|------------------|------------|--|----|---------|
| R80 Sincronizada | Referencia | Descripción | | Precio |
| | R822 | Perfil falso techo de 2 metros. 120 kg. Magnum False Ceiling Track 2 meters | 2 | 43,98 € |
| | R823 | Perfil falso techo de 3 metros. 120 kg. Magnum False Ceiling Track 3 meters | 2 | 65,97 € |
| | R41312 | Perfil inferior de 2 metros (opcional) Channel guide 2 meters (opcional) | 4 | 31,41 € |
| | R41313 | Perfil inferior de 3 metros (opcional) Channel guide 2 meters (opcional) | 4 | 47,14 € |
| | R4141 | Guiador inferior puertas plegables (opcional) Bottom pivot folding doors (opcional) | 25 | 4,63 € |

Ancho máximo de 1.000 mm.



| Piezas | Referencia | Descripción | | Precio |
|--------|------------|---|----|----------|
| | R12800 | Juego completo de complementos para 2 hojas plegables de máximo 1.000 mm. por hoja y 120 Kg. No contiene bisagras Kit for 2 Folding doors maximum 1.000 mm. per leaf and 120 Kg. Without hinges | 10 | 142,24 € |
| | R12801 | Complementos adicional para una hoja batiente de máximo 1.000 mm. por hoja y 120 Kg. No contiene bisagras Kit for additional fitting 1 door maximum 1.000 mm. per leaf and 120 Kg. Without hinges | 10 | 131,01 € |
| | R12802 | Complementos adicional para dos hojas batiente de máximo 1.000 mm. por hoja y 120 Kg. No contiene bisagras Kit for additions 2 fittings door maximum 1.000 mm. per leaf and 120 Kg. Without hinges | 10 | 54,62 € |

COLECCIÓN 4 - Para puertas de hasta **60 kg por hoja**.

R120PL PLEGABLE

- Esta gama de puertas plegables se basa en el **no uso de guía inferior**.
- El sistema se instala sobre una guía superior y adjunta el herraje para que dichas hojas puedan pivotar cómoda y suavemente.
- El sistema **no incorpora bisagras** por lo que nuestro cliente decide qué tipo de bisagras quiere usar dependiendo del grosor y el peso de la hoja.
- Our range of timber folding doors is based on the **non-use of a lower track**.
- The system uses our well-known upper track systems and attaches the hardware so that these leaves can pivot comfortably.
- The system does **not incorporate hinges**, since our work is based on the sliding of the leaves, with which our client decide what type of hinge you want to use depending on the thickness and weight of the leaf.



OPCIONAL

Kit de accesorios dos hojas plegables

| Referencia | Descripción | | Precio |
|-------------|--|---|----------|
| 2R12800PLFT | Kit completo R12800PL + perfil Falso Techo de 2 metros Kit for installation R12800PL + 2 meters false ceiling track | 1 | 229,90 € |
| 3R12800PLFT | Kit completo R12800PL + perfil Falso Techo de 3 metros Kit for installation R12800PL + 3 meters false ceiling track | 1 | 273,90 € |

Tapetas embellecedoras, tapas y perfil inferior no incluidas en el Kit / Track covers, covers, channel guide not included in the kit



OPCIONAL

Kit de accesorios dos hojas plegables + hoja batiente adicional

| Referencia | Descripción | | Precio |
|-------------|--|---|----------|
| 2R12801PLFT | Kit completo R12800PL + R12801PL + perfil Falso Techo 2 metros Kit for installation R12800PL+R12801PL+ 2 meters false ceiling track | 1 | 361,90 € |
| 3R12801PLFT | Kit completo R12800PL + R12801PL + perfil Falso Techo 3 metros Kit for installation R12800PL+R12801PL+ 3 meters false ceiling track | 1 | 405,90€ |

Tapetas embellecedoras, tapas y perfil inferior no incluidas en el Kit / Track covers, covers, channel guide not included in the kit



OPCIONAL

Kit de accesorios dos hojas plegables + dos hojas plegables

| Referencia | Descripción | | Precio |
|-------------|--|---|----------|
| 2R12802PLFT | Kit completo R12800PL + R12802PL + perfil Falso Techo 2 metros Kit for installation R12800PL+R12801PL+ 2 meters false ceiling track | 1 | 284,90 € |
| 3R12802PLFT | Kit completo R12800PL + R12802PL + perfil Falso Techo 3 metros Kit for installation R12800PL+R12801PL+ 3 meters false ceiling track | 1 | 328,90€ |

Tapetas embellecedoras, tapas y perfil inferior no incluidas en el Kit / Track covers, covers, channel guide not included in the kit

R8094 CIERRAPUERTAS SELFCLOSEDOOR

- El **cierrapuertas elástico** es un complemento básico que nos ayudará a tener siempre cerrada nuestra hoja.
- Este sistema se puede combinar con nuestro freno hidráulico.
- Dicho sistema viene con tres elásticos de diferente tensión para poder ajustar al tipo de peso de nuestra hoja.
- The **elastic door close** is a basic complement that will help us to always have closed our leaf.
- This system can be combined with our hydraulic brake.
- This system comes with three elastics of different tension to be able to adjust to the type of weight of our leaf.



| R8094 | | | |
|------------|---|---|---------|
| Referencia | Descripción | | Precio |
| R8094 | Kit de accesorios complementario cierrapuertas Accessories in kit for self closed door | 1 | 26,40 € |



Vista de montaje del cierrapuertas elástico sobre una hoja y anclaje.

Selfclose mounting view on a panel with anchorage.



Vista del montaje del cierrapuertas sobre una hoja.

Selfclose mounting view on a panel.

R8182 PLETINA METÁLICA

METAL PLATE

Puertas enmarcadas en aluminio

- La **pletina metálica** es un complemento **para puertas enmarcadas en aluminio**.
- Este sistema nos permite ajustar en altura fácilmente por el lateral de la hoja.
- Facilidad a la hora de hacer instalaciones fuera de lo común. Y que nos permitirá acoplar a todo tipo de marcos.
- Nuestro cliente decide qué tipo de bisagras quiere usar dependiendo del grosor y peso de la hoja.
- The **metal plate** is a complement **for doors framed in aluminum**.
- This system allows us to easily adjust the height on the side of the leaf.
- Easy of installation out of the ordinary. And that will allow us attach to all kinds of frames.
- Our client decides what type of hinges he wants to use depending on the thickness and leaf weight.




| R8182 | | | |
|------------|--|---|---------|
| Referencia | Descripción |  | Precio |
| R8182 | Kit de accesorios complementario pletina metálica Kit for complementaries metallic plates | 10 | 10,78 € |

R8740PL

TAPAS PERFIL PLÁSTICO TRACK PLASTIC COVER

- Las **tapetas embellecedoras laterales** son el complemento ideal para dar un fino toque estético.
- Existen cuatro combinaciones, para el perfil **R40** con una tapeta o dos, y para el perfil **R80** con una tapeta o dos.
- Our **track cover** are the ideal complement to give a fine aesthetic touch.
- We have four different options, for the **R40** track with one or two covers and for the **R80** track with one or two covers.




| R8740PL y R8780PL | | | | |
|-------------------|------------|---|------|--------|
| | Referencia | Descripción | | Precio |
| | R8740PL | Juego de tapas laterales de plástico para perfil R40 Plastic set for lateral cover for track R40 | 2/30 | 2,58 € |
| | R8780PL | Juego de tapas laterales de plástico para perfil R80 Plastic set for lateral cover for track R80 | 2/30 | 2,58 € |

R8822

TIRADOR ALUMINIO RECTO CON UÑERO STRAIGHT SILVER ALUMINUM HANDLE WITH HANDLE

- El tirador aluminio recto con uñero es un complemento ideal para dar un fino toque estético.
- The straight aluminum handle with handle is an ideal complement to give a fine aesthetic touch.



| R8820 y R8820N | | | | |
|----------------|------------|---|----|--------|
| | Referencia | Descripción | | Precio |
| | R8822 | Tirador aluminio recto plata con uñero Straight silver aluminum handle with handle | 10 | 3,68 € |
| | R8822N | Tirador aluminio recto negro con uñero Straight silver black handle with handle | 10 | 3,68 € |

R8740 TAPAS PERFIL TRACK COVER

- Las **tapetas embellecedoras laterales** son el complemento ideal para dar un fino toque estético.
- Existen cuatro combinaciones, para el perfil **R40** con una tapeta o dos, y para el perfil **R80** con una tapeta o dos.
- Our **track cover** are the ideal complement to give a fine aesthetic touch.
- We have four different options, for the **R40** track with one or two covers and for the **R80** track with one or two covers.



| R8740 | | | | |
|--|------------|---|---|---------|
| | Referencia | Descripción |  | Precio |
|  | R8740 | Juego de tapas laterales para perfil R40 Set for lateral cover for track R40 | 2/25 | 16,39 € |
| | R8780 | Juego de tapa laterales para perfil R80 Set for lateral cover for track R80 | 2/25 | 16,39 € |
|  | R8740Doble | Juego de tapas doble laterales para perfil R40 Set for lateral cover doble for track R40 | 2/25 | 17,49 € |
| | R8780Doble | Juego de tapas doble laterales para perfil R80 Set for lateral cover doble for track R80 | 2/25 | 17,49 € |

R8780 Doble



Vista de montaje de la tapa R8780 Doble para perfil R80

Mounting view of cover R8780 Double for track R80

R8740



Vista de montaje de la tapa R8740 para perfil R40

Mounting view of cover R8740 for track R40



Roandi ofrece también soluciones para puertas correderas de cristal

Roandi Offers you solutions for sliding glass doors

Siguiendo nuestra dinámica de herrajes, entramos en el mundo de las correderas de cristal.

Tenemos opciones desde hojas con pesos de **40 kg.** hasta **120 kg.** utilizando siempre el mismo perfil.

También podemos incorporar nuestros sistemas de frenado Stop & Slide de **60, 80 y 120 kg.**

Nos basamos en sistema básico de pinzas por agarre, siempre sin tener que mecanizar el cristal.

Following our hardware dynamics, we entered the world of glass sliding doors.

We have options for glass panels from **40 to 120 kg.** Always using the same track.

We can also incorporate our systems of Stop & Slide door damper for **60, 80 and 120 kg.**

We are based on a basic system of clamps, always without having to drill the glass.

COLECCIÓN 5: Puertas correderas en cristal

PERFILES, PINZAS, ROLDANAS Y FRENOS 67-79

CRISTAL

| | |
|---------------------------|----|
| RG40 | 67 |
| RG80 | 71 |
| RG120 | 73 |
| RG300 | 75 |
| PROGRESIVA CRISTAL | 77 |
| SINCRONIZADA CRISTAL..... | 79 |

COLLECTION 5: Sliding glass doors

TRACKS, CLAMPS, ROLLERS & SOFT BRAKES 67-79

GLASS

| | |
|----------------------------|----|
| RG40 | 67 |
| RG80 | 71 |
| RG120 | 73 |
| RG300 | 75 |
| PROGRESSIVE CRYSTAL | 77 |
| CRYSTAL SYNCHRONIZED | 79 |



PERFILES

ALUMINIO ANODIZADO



PERFIL BÁSICO R40

- Perfil más básico de la gama que nos permite pesos de hasta **60 kg.** de **30 x 30 mm.** y **1,5 mm.** de espesor.
- Combina con tapeta **R84.**

BASIC TRACK R40

- The basic aluminium track from our range for **60 kg.** door weight. **30 x 30 mm.** and **1,5 mm.** thickness.
- Related with cover **R84.**



PERFIL PREMIUM R80

- Perfil que nos permite pesos hasta **120 kg.** de **33 x 33 mm.**
- Nos permite atornillar tanto en pared como en techo, así como usar nuestros frenos hidráulicos.
- Combina con tapeta **R84.**

PREMIUM TRACK R80

- Aluminium Track for door weights up to **120 kg.** in **33 x 33 mm.**
- It can be screw to wall and ceiling it can be fitted with our hydraulic door damper.
- Related with cover **R84.**

TRACKS

SILVER ANODIZED PROFILE

TAPETA R84

- Tapeta lateral que combina en perfil básico **R40** y perfil premium **R80.**
- Tapeta de **100 mm.** de altura y clipaje frontal, sin bascular.

COVER R84

- Lateral aluminium cover track related with basic track **R40** and premium track **R80.**
- Cover from **100 mm.** height and frontal cover clip.



PERFIL MAGNUM R150

- Perfil que nos permite pesos de hasta **150 kg.** con unas medidas de **38,5 x 40,5 mm.**
- Combina con tapeta **R154.**

MAGNUM TRACK R150

- Aluminium track for door weights up to **150 kg.** in **38,5 x 40,5 mm.**
- Related with cover **R154.**

TAPETA R154

- Tapeta lateral que combina en perfil magnum **R150.**
- Tapeta lateral de **120 mm.** de altura y clipaje frontal, sin bascular

COVER R154

- Lateral aluminium cover track related with magnum track **R150.**
- Lateral pelmet from **120 mm.** height and simply cover clip.



PERFIL MAXI R300

- Perfil que nos permite pesos de hasta **300 kg.** con unas medidas de **53 x 54 mm.**
- Combina con tapeta **R304.**

MAXI TRACK R300

- Aluminium track for door weights up to **300 kg.** in **53 x 54 mm.**
- Related with cover **R304.**

TAPETA PERFIL MAXI R304

- Tapeta embellecedora frontal para perfil maxi de **110 mm.**

MAXI COVER R304

- Front trim cover for **110 mm.** maxi profile.



Enero 2022
NEW
Product

PERFIL VIDRIO FIJO PREMIUM R81

- Perfil vidrio fijo + móvil.
- Combinable con las tapetas para perfil Premium.

PREMIUM FIXED GLASS PROFILE R81

- Fixed + mobile glass profile.
- Combinable with the caps for premium profile.



TAPETA HOJAS PROGRESIAS R85

- Tapeta embellecedora frontal de **115 mm.**

R85 PROGRESSIVE LEAF COVE

- Front trim cover **115 mm.**

PERFIL CUADRADO R89

- Perfil que nos permite pesos hasta **120 kg.** de **33 x 33 mm.**
- Nos permite atornillar tanto en pared como en techo, así como usar nuestros frenos hidráulicos.
- Sin necesidad de tapeta.

SQUARE PROFILE R89

- Profile that allows us weights up to **120 kg. 33x33 mm.**
- It allows us to screw both on the wall and on the ceiling, as well as use our hydraulic brakes.
- No cover needed.



PERFIL CUADRADO R89 NEGRO

- Perfil que nos permite pesos hasta **120 kg.** de **33 x 33 mm.**
- Nos permite atornillar tanto en pared como en techo, así como usar nuestros frenos hidráulicos.
- Sin necesidad de tapeta.

SQUARE PROFILE R89 BLACK

- Profile that allows us weights up to **120 kg. 33x33 mm.**
- It allows us to screw both on the wall and on the ceiling, as well as use our hydraulic brakes
- No cover needed.



PERFIL FALSO TECHO R82

- Perfil de **52 mm.** vistos para pesos de hasta **120 kg.** y que permite utilizar nuestros frenos hidráulicos.
- Perfil perfecto para la sección de puertas plegables.

FALSE CEILING TRACK R82

- Aluminium track for door weights up to **120 kg.** in **52 mm.** can be fitted with our hydraulic soft brake.
- Suitable for our folding doors.

PERFIL FALSO TECHO R152

- Perfil para falso techo, de **65 mm.** vistos, para pesos de hasta **150 kg.**

FALSE CEILING TRACK R152

- Track for door weights up to **150 kg.** in **65 mm.**



ROLDANAS



ROLDANA R8052

Material POM negro con rodamientos

- Roldana con ruedas de color negro, para hojas de hasta **80 kg.**
- Con cojinetes.
- Para perfil Premium.

ROLLER R8052

Black POM with ball bearings

- Roller in black POM for door weight up to **80 kg.**
- With ball bearings.
- For Premium track.



ROLDANA R12052

Material POM blanco con rodamientos

- Roldana con ruedas de color blanco, para hojas de hasta **120 kg.**
- Con cojinetes.
- Para perfil Premium.

ROLLER R12052

White POM with ball bearings

- Roller for aluminium tracks with white roller for door weight up to **120 kg.**
- With ball bearings.
- For Premium track.



ROLDANA R15052

Material POM blanco con rodamientos

- Roldana para perfilería de aluminio con ruedas de color blanco, para hojas de hasta **150 kg.**
- Con cojinetes.
- Para perfil Magnum.

ROLLER R15052

White POM with ball bearings

- Roller for aluminium tracks in white colour for door weight up to **150 kg.**
- With ball bearings.
- For Magnum track.



ROLDANA R30052

Material POM negro con rodamientos

- Roldana para perfilería de aluminio con ruedas de color negro, para hojas de hasta **300 kg.**
- Con cojinetes.
- Para perfil Maxi.

ROLLER R304

Black POM with ball bearings

- Roller for aluminium tracks in white colour for door weight up to **300 kg.**
- With ball bearings.
- For Maxi track.



ROLLERS



PERFIL RG64

- Tapeta embellecedora para pinza. Modelo: **RG Large.**

COVER RG64

- Cover for clamp. Model: **RG Large.**



PERFIL RG64N

- Tapeta embellecedora para pinza. Modelo: **RG Large.**
- Negro.

COVER RG64N

- Cover for clamp. Model: **RG Large.**
- **Black**

PINZA RG4258

- Nuestra pinza más pequeña nos permitirá soportar pesos de hasta **60 kg.** por juego de pinzas.

CLAMP RG4258

- Our smaller clamp allows to support weight up to **60 kg.** per set of clamps.



PINZA RG6258

- Pinza que nos permite soportar pesos de hasta **120 kg.** combinada con la roldana que más convenga por el peso de la hoja.

CLAMP RG6258

- Clamp that allows to support weight up to **120 kg.** combined with the fitting set more convenient for the glass panel.



PINZA RG15058

- Pinza que nos permite soportar pesos de hasta **300 kg.** combinada con la roldana que más convenga por el peso de la hoja.

CLAMP RG15058

- Clamp that allows to support weight up to **300 kg.** combined with the fitting set more convenient for the glass panel.



CLAMPS

CLAMPS

FRENO MC60

Freno hidráulico de gran parada

- Lleva juntas que impiden que se contamine de humedad el interior del pistón
- Soporta pesos de **65 kg.**
- Para perfil Premium R80 y falso techo **R82**



SOFT BRAKE MC60

Hydraulic soft brake

- It has gaskets that prevents the piston from being contaminated with humidity.
- It can support weights from **65 kg.**
- For Premium track **R80** and False Ceiling Track **R82.**

FRENO MC80 MC90

Freno hidráulico de gran parada

- Lleva juntas que impiden que se contamine de humedad el interior del pistón
- Soporta pesos de **90 kg.**
- Para perfil Premium R80 y falso techo **R82**



SOFT BRAKE MC80 MC90

Hydraulic soft brake

- It has gaskets that prevents the piston from being contaminated with humidity.
- It can support weights from **90 kg.**
- For Premium track **R80** and False Ceiling Track **R82.**

FRENO MC120

Freno hidráulico de gran parada

- Lleva juntas que impiden que se contamine de humedad el interior del pistón
- Soporta pesos de **120 kg.**
- Para perfil Premium R80 y falso techo **R82**



SOFT BRAKE MC120

Hydraulic soft brake

- It has gaskets that prevents the piston from being contaminated with humidity.
- It can support weights from **120 kg.**
- For Premium track **R80** and False Ceiling Track **R82.**

RG80PG CRISTAL PROGRESIVA

Enero 2022
NEW
Product

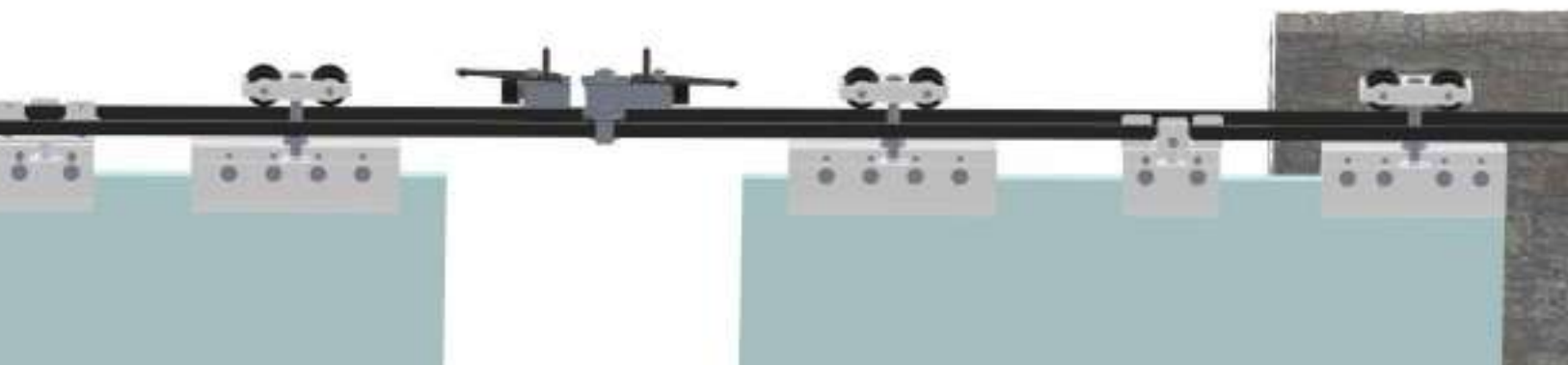
- Sistema corredero de hojas progresivas, que nos permite mover 2 o 3 hojas en un mismo lateral de instalación.
- Nuestros kits no tienen mano, con lo cual lo podemos decidir incluso en el momento de instalar.
- Dichos sistemas funcionan con **correa dentada plástica T-5** con filamento inoxidable interno, para garantizar una gran durabilidad en el tiempo.
- Se pueden combinar con nuestros sistemas de frenado hidráulico que nos permitirá absorber inercias de hojas de hasta **120 kg.** con una suave parada.



RG80SC CRISTAL SINCRONIZADA

Enero 2022
NEW
Product

- La gama sincronizada nos permite **abrir y cerrar al unísono una o dos hojas en cada lateral.**
- **Disponemos de los kits completos de componentes donde va todo incluido.**
- Dichos sistemas funcionan con **correa dentada plástica T-5** con filamento inoxidable interno, para garantizar una gran durabilidad en el tiempo.
- Se pueden combinar con nuestros sistemas de frenado hidráulico que nos permitirán absorber inercias de hojas de hasta **120 kg.** con una suave parada.





CRISTAL PERFIL VISTO

PROMOBOOK



**ROLDANAS CON
RODAMIENTO**

CRISTAL

RG 40 /RG 80

Sistema encastrado con regulación frontal que nos permite un fácil montaje.



| Kits Cristal | | | |
|-------------------------|------------|------------------------------|----------|
| | Referencia | Perfil | Precio |
| Pinza pequeña 60 kg. | 2RG40 | Perfil Básico 2 metros | 93,93 € |
| | 3RG40 | Perfil Básico 3 metros | 107,40 € |
| Pinza grande 90 kg. | 2RG80 | Perfil Premium 2 metros | 134,50 € |
| | 3RG80 | Perfil Premium 3 metros | 154,50€ |
| Pinza grande 90 kg. | 2RG80CU | Perfil Cuadrado 2 metros | 134,50 € |
| | 3RG80CU | Perfil Cuadrado 3 metros | 154,50 € |

INSTRUCCIONES DE MONTAJE



INCLUYE:

Juego de accesorios completo para cada puerta según pesos, perfil indicado.

¡Todo listo para el montaje!



CRISTAL FALSO TECHO

PROMOBOOK



ROLDANAS CON RODAMIENTO



CRISTAL


RG 40 /RG 80

Sistema encastrado con regulación frontal que nos permite un fácil montaje.



| Kits Cristal | | | |
|-------------------------|------------|---|----------|
| | Referencia | Perfil | Precio |
| Pinza pequeña 60 kg. | 2RG40FT | Perfil Básico 2 metros 8 435386 356656 | 92,70 € |
| | 3RG40FT | Perfil Básico 3 metros 8 435386 356663 | 104,32 € |
| Pinza grande 90 kg. | 2RG80FT | Perfil Premium 2 metros 8 435386 355086 | 137,75 € |
| | 3RG80FT | Perfil Premium 3 metros 8 435386 355093 | 159,75€ |
| Pinza grande 120 kg. | 2RG120FT | Perfil Cuadrado 2 metros 8 435386 355147 | 141,98 € |
| | 3RG120FT | Perfil Cuadrado 3 metros 8 435386 355154 | 163,98 € |

INSTRUCCIONES DE MONTAJE






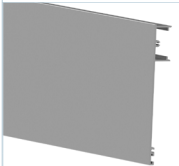












INCLUYE:

Juego de accesorios completo para cada puerta según pesos, perfil indicado.

¡Todo listo para el montaje!





| Complementos | | | | |
|---|------------|---|---|---------|
| RG40 Cristal | Referencia | Descripción |  | Precio |
|  | R402 | Perfil básico de 2 metros Standard Top Track 2 meters | 4 | 26,95 € |
| | R403 | Perfil básico de 3 metros Standard Top Track 3 meters | 4 | 40,43 € |
| | R406 | Perfil básico de 6 metros Standard Top Track 6 meters | 4 | 86,35 € |
|  | R842 | Tapeta embellecedora de 2 metros Cover 2 meters | 4 | 23,22 € |
| | R843 | Tapeta embellecedora de 3 metros Cover 3 meters | 4 | 34,84 € |
| | R846 | Tapeta embellecedora de 6 metros Covers 6 meters | 4 | 69,67 € |
|  | RG64 | Tapeta embellecedora pinzas larga RGLarge Cover for large clamp | 4/24 | 36,30 € |
|  | R4052 | Roldana gris R40 en POM sin cojinetes Grey Door Fitting Set R40 POM | 30 | 6,05 € |
|  | RG4258 | Pinza RG1 Clamp for glass RG1 | 2 | 16,09 € |
|  | R4054 | Escuadra soporte pequeño pared de 26,75 x 20 mm. Wall bracket 26,75 x 20 mm. | 40 | 0,72 € |
|  | R10155 | Escuadra soporte de 31,5 x 24 mm. Wall bracket 31,5 x 24 mm. | 25 | 1,38 € |
|  | R8057 | Tope freno con retenedor Brake Door Stopper | 30 | 2,18 € |
|  | RG4252 | Guiador inferior regulable Zamack Guide door floor guide in Zamack | 10 | 9,03 € |
|  | RG648 | Juego de tapas laterales para cristal de 8 mm. Set of side covers for 8mm glass | 2/25 | 5,78 € |
|  | RG6410 | Juego de tapas laterales para cristal de 10 mm. Set of side covers for 10mm glass | 2/25 | 5,78 € |
|  | R8740 | Juego de tapas laterales para perfil R40 Set for lateral cover for track R40 | 2/25 | 16,39 € |
|  | R8740PL | Juego de tapas laterales de plástico para perfil R40 Plastic set for lateral cover for track R40 | 2/30 | 2,58 € |
|  | R8858 | Tirador inox redondo 58x46 acabado brillo Round stainless steel handle 58x46 gloss finish | 4/10 | 16,75 € |

RG40 CRISTAL

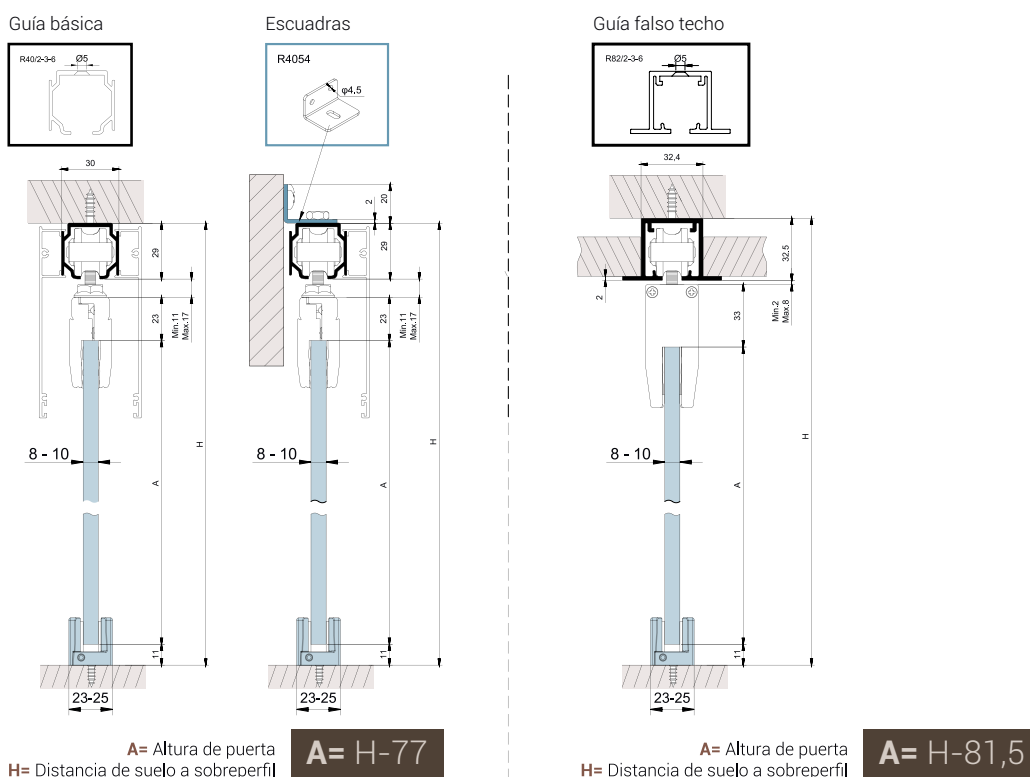
- Sistema de roldanas en POM **sin cojinetes** para hojas de un máximo de **60 kg.**
- Trabaja en nuestro perfil más básico de la gama con unas medidas de **30 x 30 mm.**
- Se instala con pinza de entrada frontal y guiador inferior regulable frontalmente de **8 a 12 mm.**
- Roller in grey POM for door weight up to **60 kg. without ball bearings.**
- Works on our most basic track with dimensions from **30 x 30 mm.** measures.
- It is install with front entry clamp and adjustable lower guide frontally from **8 to 12 mm.**














| Juego Completo | Referencia | Descripción | | Precio |
|----------------|------------|--|----|---------|
| RG40 Cristal | RG40 | Juego de accesorios para puerta corredera de cristal de hasta 60 kg. Sliding door Gear kit maximum door glass weight 60 kg. | 10 | 61,48 € |

| Kit de RG40 (hasta 60 kg.) | | | | |
|----------------------------|------------|--|---|----------|
| | Referencia | Descripción | | Precio |
| | 2RG40 | Kit completo instalación RG40 para hoja de cristal de hasta 60 kg. + perfil de 2 metros Kit for installation RG40 for door glass weight 60 kg. + 2 meters track | 1 | 93,93 € |
| | 3RG40 | Kit completo instalación RG40 para hoja de cristal de hasta 60 kg. + perfil de 3 metros Kit for installation RG40 for door glass weight 60 kg. + 3 meters track | 1 | 107,40 € |
| | 6RG40 | Kit completo instalación RG40 para hoja de cristal de hasta 60 kg. + perfil de 6 metros Kit for installation RG40 for door glass weight 60 kg. + 6 meters track | 1 | 153,33 € |

Tapetas embellecedoras y tapas no incluidas en el Kit / Track covers and covers not included in the kit



| Complementos | | | | |
|---|------------|--|---|----------|
| | Referencia | Descripción |  | Precio |
|  | R802 | Perfil premium de 2 metros Premium top track 2 meters | 3 | 44,95 € |
| | R803 | Perfil premium de 3 metros Premium top track 3 meters | 3 | 67,95 € |
| | R806 | Perfil premium de 6 metros Premium top track 6 meters | 3 | 135 € |
|  | R842 | Tapeta embellecedora de 2 metros Cover 2 meters | 4 | 23,22 € |
| | R843 | Tapeta embellecedora de 3 metros Cover 3 meters | 4 | 34,84 € |
| | R846 | Tapeta embellecedora de 6 metros Covers 6 meters | 4 | 69,67 € |
|  | R892 | Perfil cuadrado R89 33x33 mm. de 2 metros 2 meters R89 track 33x33 mm. | 4 | 53,20 € |
| | R893 | Perfil cuadrado R89 33x33 mm. de 3 metros 3 meters R89 track 33x33 mm. | 4 | 79,80 € |
| | R896 | Perfil cuadrado R89 33x33 mm. de 6 metros 6 meters R89 track 33x33 mm. | 4 | 159,60 € |
|  | R892N | Perfil cuadrado R89 negro 33x33 mm. de 2 m. 2 meters R89 black track 33x33 mm. | 4 | 53,20 € |
| | R893N | Perfil cuadrado R89 negro 33x33 mm. de 3 m. 3 meters R89 black track 33x33 mm. | 4 | 79,80 € |
| | R896N | Perfil cuadrado R89 negro 33x33 mm. de 6 m. 6 meters R89 black track 33x33 mm. | 4 | 159,60 € |
|  | R822 | Perfil Falso Techo de 2 metros False Ceiling Track 2 meters | 2 | 53,20 € |
| | R823 | Perfil Falso Techo de 3 metros False Ceiling Track 3 meters | 2 | 79,80 € |
| | R826 | Perfil Falso Techo de 6 metros False Ceiling Track 6 meters | 2 | 156,60 € |
|  | R812 | Perfil vidrio fijo Premium R81 de 2 metros Fixed glass profile Premium R81 2 meters | 2 | 133,00 € |
| | R813 | Perfil vidrio fijo Premium R81 de 3 metros Fixed glass profile Premium R81 3 meters | 2 | 198,00 € |
| | R816 | Perfil vidrio fijo Premium R81 de 6 metros Fixed glass profile Premium R81 6 meters | 2 | 395,00 € |
|  | R852 | Tapeta perfil vidrio fijo R81 de 2 metros Fixed glass profile cover R81 2 meters | 2 | 26,00 € |
| | R853 | Tapeta perfil vidrio fijo R81 de 3 metros Fixed glass profile cover R81 2 meters | 2 | 39,00 € |
| | R856 | Tapeta perfil vidrio fijo R81 de 6 metros Fixed glass profile cover R81 2 meters | 2 | 78,00 € |
|  | RG64 | Tapeta embellecedora pinzas larga RGLarge Cover for large clamp | 4/24 | 36,30 € |
| | RG64N | Tapeta embellecedora negra pinza larga RGLarge Black cover for large clamp | 4/24 | 36,30 € |
|  | R8858 | Tirador inox redondo 58x46 acabado brillo Round stainless steel handle 58x46 gloss finish | 4/10 | 16,75 € |
|  | RG4252PL | Guiador inferior plástico negro Black plastic guide door floor guide | 10 | 2,20 € |









Complementos

| | Referencia | Descripción |  | Precio |
|---|------------|--|---|---------|
|  | R8052 | Roldana negra R80 en POM con cojinetes Black Door Fitting Set R80 POM | 30 | 11,08 € |
|  | RG6258 | Pinza RG2 Clamp for glass RG2 | 2 | 25,81 € |
|  | R10155 | Escuadra soporte de 31,5 x 24 mm. Wall bracket 31,5 x 24 mm. | 25 | 1,38 € |
|  | R10156 | Escuadra soporte de 46 x 24 mm. Wall bracket 46 x 24 mm. | 20 | 1,09 € |
|  | R8057 | Tope freno con retenedor Brake Door Stopper | 30 | 2,18 € |
|  | RG4252 | Guiador inferior regulable Zamack Guide door floor guide in Zamack | 10 | 9,03 € |
|  | MC60 | Freno amortiguador Stop&Slide hasta 65 kg. Soft Brake Stop&Slide Max door weight 65 kg. | 2 | 68,60 € |
| | MC90 | Freno amortiguador Stop&Slide hasta 90 kg. Soft Brake Stop&Slide Max door weight 90 kg. | 2 | 80,50 € |
| | MC120 | Freno amortiguador Stop&Slide hasta 120 kg. Soft Brake Stop&Slide Max door weight 120 kg. | 2 | 89,00 € |
|  | RG648 | Juego de tapas laterales para cristal de 8 mm Set of side covers for 8 mm glass. | 2/25 | 5,78 € |
|  | RG6410 | Juego de tapas laterales para cristal de 10 mm. Set of side covers for 10 mm glass. | 2/25 | 5,78 € |





| Perfiles | | | | |
|---|------------|--|---|----------|
| | Referencia | Descripción |  | Precio |
|  | R892 | Perfil cuadrado R89 33x33 mm. de 2 metros 2 meters R89 track 33x33 mm. | 4 | 53,20 € |
| | R893 | Perfil cuadrado R89 33x33 mm. de 3 metros 3 meters R89 track 33x33 mm. | 4 | 79,80 € |
| | R896 | Perfil cuadrado R89 33x33 mm. de 6 metros 6 meters R89 track 33x33 mm. | 4 | 159,60 € |
|  | R892N | Perfil cuadrado R89 negro 33x33 mm. de 2 m. 2 meters R89 black track 33x33 mm. | 4 | 53,20 € |
| | R893N | Perfil cuadrado R89 negro 33x33 mm. de 3 m. 3 meters R89 black track 33x33 mm. | 4 | 79,80 € |
| | R896N | Perfil cuadrado R89 negro 33x33 mm. de 6 m. 6 meters R89 black track 33x33 mm. | 4 | 159,60 € |
|  | R822 | Perfil Falso Techo de 2 metros False Ceiling Track 2 meters | 2 | 53,20 € |
| | R823 | Perfil Falso Techo de 3 metros False Ceiling Track 3 meters | 2 | 79,80 € |
| | R826 | Perfil Falso Techo de 6 metros False Ceiling Track 6 meters | 2 | 156,60 € |
|  | R812 | Perfil vidrio fijo Premium R81 de 2 metros Fixed glass profile Premium R81 2 meters | 2 | 133,00 € |
| | R813 | Perfil vidrio fijo Premium R81 de 3 metros Fixed glass profile Premium R81 3 meters | 2 | 198,00 € |
| | R816 | Perfil vidrio fijo Premium R81 de 6 metros Fixed glass profile Premium R81 6 meters | 2 | 395,00 € |
|  | R852 | Tapeta perfil vidrio fijo R85 de 2 metros Fixed glass profile cover R81 2 meters | 2 | 26,00 € |
| | R853 | Tapeta perfil vidrio fijo R85 de 3 metros Fixed glass profile cover R81 2 meters | 2 | 39,00 € |
| | R856 | Tapeta perfil vidrio fijo R85 de 6 metros Fixed glass profile cover R81 2 meters | 2 | 78,00 € |



COLECCIÓN 5 - Para puertas de hasta **90 kg.**

RG80 CRISTAL

- Sistema de roldanas **con cuatro cojinetes** para hojas de **90 kg.**
 - Se instala con pinza de entrada frontal y guiador inferior regulable frontalmente de **8 a 12 mm.**
 - Posibilidad de incorporar un sistema de frenada con ralentizado sin ningún tipo de regulación.
- Roller **with 4 ball bearing** door glass panel in weight up to **90 kg.**
 - It is install with front entry clamp and adjustable lower guide frontally from **8 to 12 mm.**
 - Possibility of incorporating a braking system with slowing down without any type of regulation.



| Juego Completo | Referencia | Descripción | | Precio |
|----------------|------------|--|----|---------|
| RG80 Cristal | RG80 | Juego de accesorios para puerta corredera de cristal de hasta 90 kg. Sliding door Gear kit maximum door glass weight 90 kg. | 10 | 89,35 € |







Kit RG80 (hasta 90 kg.)

| | Referencia | Descripción | | Precio |
|--|------------|--|---|----------|
| | 2RG80 | Kit completo para una hoja de cristal de hasta 90 kg. + perfil Premium de 2 metros Kit for installation RG40 for door glass weight 90 kg. + 2 meters track | 1 | 134,50 € |
| | 3RG80 | Kit completo para una hoja de cristal de hasta 90 kg. + perfil Premium de 3 metros Kit for installation RG40 for door glass weight 90 kg. + 3 meters track | 1 | 154,50 € |
| | 6RG80 | Kit completo para una hoja de cristal de hasta 90 kg. + perfil Premium de 6 metros Kit for installation RG40 for door glass weight 90 kg. + 6 meters track | 1 | 235,50 € |
| | 2RG81F | Kit completo para una hoja de cristal de hasta 90 kg. + perfil vidrio fijo de 2 metros Kit for installation RG40 for door glass weight 90 kg. + 2 meters track | 1 | 232,35 € |
| | 3RG81F | Kit completo para una hoja de cristal de hasta 90 kg. + perfil vidrio fijo de 3 metros Kit for installation RG40 for door glass weight 90 kg. + 3 meters track | 1 | 297,35 € |
| | 6RG81F | Kit completo para una hoja de cristal de hasta 90 kg. + perfil vidrio fijo de 6 metros Kit for installation RG40 for door glass weight 90 kg. + 6 meters track | 1 | 504,35 € |
| | 2RG80FT | Kit completo para una hoja de cristal de hasta 90 kg. + perfil Falso Techo de 2 metros Kit for installation for door glass weight 90 kg. + 2 meters false ceiling track | 1 | 137,75 € |
| | 3RG80FT | Kit completo para una hoja de cristal de hasta 90 kg. + perfil Falso Techo de 3 metros Kit for installation for door glass weight 90 kg. + 3 meters false ceiling track | 1 | 159,75 € |
| | 6RG80FT | Kit completo para una hoja de cristal de hasta 90 kg. + perfil Falso Techo de 6 metros Kit for installation for door glass weight 90 kg. + 6 meters false ceiling track | 1 | 224,65 € |



Tapetas embellecedoras y tapas no incluidas en el Kit / Track covers and covers not included in the kit



| Perfiles | | | | |
|---|------------|--|---|----------|
| | Referencia | Descripción |  | Precio |
|  | R892 | Perfil cuadrado R89 33x33 mm. de 2 metros 2 meters R89 track 33x33 mm. | 4 | 53,20 € |
| | R893 | Perfil cuadrado R89 33x33 mm. de 3 metros 3 meters R89 track 33x33 mm. | 4 | 79,80 € |
| | R896 | Perfil cuadrado R89 33x33 mm. de 6 metros 6 meters R89 track 33x33 mm. | 4 | 159,60 € |
|  | R892N | Perfil cuadrado R89 negro 33x33 mm. de 2 m. 2 meters R89 black track 33x33 mm. | 4 | 53,20 € |
| | R893N | Perfil cuadrado R89 negro 33x33 mm. de 3 m. 3 meters R89 black track 33x33 mm. | 4 | 79,80 € |
| | R896N | Perfil cuadrado R89 negro 33x33 mm. de 6 m. 6 meters R89 black track 33x33 mm. | 4 | 159,60 € |
|  | R822 | Perfil Falso Techo de 2 metros False Ceiling Track 2 meters | 2 | 53,20 € |
| | R823 | Perfil Falso Techo de 3 metros False Ceiling Track 3 meters | 2 | 79,80 € |
| | R826 | Perfil Falso Techo de 6 metros False Ceiling Track 6 meters | 2 | 156,60 € |
|  | R812 | Perfil vidrio fijo Premium R81 de 2 metros Fixed glass profile Premium R81 2 meters | 2 | 133,00 € |
| | R813 | Perfil vidrio fijo Premium R81 de 3 metros Fixed glass profile Premium R81 3 meters | 2 | 198,00 € |
| | R816 | Perfil vidrio fijo Premium R81 de 6 metros Fixed glass profile Premium R81 6 meters | 2 | 395,00 € |
|  | R852 | Tapeta perfil vidrio fijo R85 de 2 metros Fixed glass profile cover R81 2 meters | 2 | 26,00 € |
| | R853 | Tapeta perfil vidrio fijo R85 de 3 metros Fixed glass profile cover R81 2 meters | 2 | 39,00 € |
| | R856 | Tapeta perfil vidrio fijo R85 de 6 metros Fixed glass profile cover R81 2 meters | 2 | 78,00 € |

COLECCIÓN 5 - Para puertas de hasta **120 kg.**

RG120 CRISTAL

- Sistema de roldanas **con cuatro cojinete** para hojas de **120 kg.**
- Se instala con pinza de entrada frontal y guiador inferior regulable frontalmente de **8 a 12 mm.**
- Posibilidad de incorporar un sistema de frenada con ralentizado sin ningún tipo de regulación.
- Roller **with 4 ball bearing** door glass panel in weight up to **120 kg.**
- It is install with front entry clamp and adjustable lower guide frontally from **8 to 12 mm.**
- Possibility of incorporating a braking system with slowing down without any type of regulation.



| Juego Completo | Referencia | Descripción | | Precio |
|----------------|------------|--|----|---------|
| RG120 Cristal | RG120 | Juego de accesorios para puerta corredera de cristal de hasta 120 kg. Sliding door Gear kit maximum door glass weight 120 kg. | 10 | 93,58 € |











| Kit RG120 (hasta 120 kg.) | | | | |
|---------------------------|------------|--|---|----------|
| | Referencia | Descripción | | Precio |
| | 2RG120 | Kit completo para una hoja de cristal de hasta 120 kg. + perfil Premium de 2 metros Kit for installation for door glass weight 120 kg. + 2 meters Premium track | 1 | 139,00€ |
| | 3RG120 | Kit completo para una hoja de cristal de hasta 120 kg. + perfil Premium de 3 metros Kit for installation for door glass weight 120 kg. + 3 meters Premium track | 1 | 159,00 € |
| | 6RG120 | Kit completo para una hoja de cristal de hasta 120 kg. + perfil Premium de 6 metros Kit for installation for door glass weight 120 kg. + 6 meters Premium track | 1 | 239,00 € |
| | 2RG120F | Kit completo para una hoja de cristal de hasta 120 kg. + perfil vidrio fijo de 2 metros Kit for installation RG40 for door glass weight 90 kg. +2 meters track | 1 | 236,58 € |
| | 3RG120F | Kit completo para una hoja de cristal de hasta 120 kg. + perfil vidrio fijo de 3 metros Kit for installation RG40 for door glass weight 90 kg. + 3 meters track | 1 | 301,58 € |
| | 6RG120F | Kit completo para una hoja de cristal de hasta 120 kg. + perfil vidrio fijo de 6 metros Kit for installation RG40 for door glass weight 90 kg. + 6 meters track | 1 | 508,58 € |
| | 2RG80FT | Kit completo para una hoja de cristal de hasta 90 kg. + perfil Falso Techo de 2 metros Kit for installation for door glass weight 90 kg. + 2 meters false ceiling track | 1 | 137,75 € |
| | 3RG80FT | Kit completo para una hoja de cristal de hasta 90 kg. + perfil Falso Techo de 3 metros Kit for installation for door glass weight 90 kg. + 3 meters false ceiling track | 1 | 159,75 € |
| | 6RG80FT | Kit completo para una hoja de cristal de hasta 90 kg. + perfil Falso Techo de 6 metros Kit for installation for door glass weight 90 kg. + 6 meters false ceiling track | 1 | 224,65 € |



Tapetas embellecedoras y tapas no incluidas en el Kit / Track covers and covers not included in the kit



MAXI


| Complementos | | | | |
|---|------------|--|--|----------|
| RG300 Cristal | Referencia | Descripción |  | Precio |
|  | R3003 | Perfil Maxi de 3 metros Maxi top track 3 meters | 1 | 231,95 € |
| | R3006 | Perfil Maxi de 6 metros Maxi top track 6 meters | 1 | 494,95 € |
|  | R3043 | Tapeta embellecedora Maxi de 3 metros Maxi cover 3 meters | 1 | 95,95 € |
| | R3046 | Tapeta embellecedora Maxi de 6 metros Maxi cover 6 meters | 1 | 191,95 € |
|  | R30052 | Roldana negra R300 en POM con cojinetes Black Door Fitting Set R300 POM | 2 | 35,95 € |
|  | R30155 | Escuadra soporte de 47 x 39 mm. Wall bracket 47 x 39 mm. | 25 | 3,20 € |
|  | RG15058 | Pinza RG3 Clamp for glass RG3 | 20 | 25,85 € |
|  | R30057 | Tope freno con retenedor Brake Door Stopper | 2 | 5,60 € |
|  | RG4252 | Guiador inferior regulable Zamack Guide door floor guide in Zamack | 10 | 9,03 € |
|  | RG64 | Tapeta embellecedora pinzas larga RGLarge Cover for large clamp | 4/24 | 36,30 € |
|  | RG648 | Juego de tapas laterales para cristal de 8mm. Set of side covers for 8 mm glass | 2/25 | 5,78 € |
|  | RG6410 | Juego de tapas laterales para cristal de 10mm. Set of side covers for 10 mm glass | 2/25 | 5,78 € |

COLECCIÓN 5 - Para puertas de hasta **300 kg.**

RG300 CRISTAL


- Sistema de roldanas **con cuatro cojinete** para hojas de **300 kg.**
- Se instala con pinza de entrada frontal y guiador inferior regulable frontalmente de **8 a 12 mm.**
- Roller **with 4 ball bearing** door glass panel in weight up to **300 kg.**
- It is install with front entry clamp and adjustable lower guide frontally from **8 to 12 mm.**









| Juego Completo | Referencia | Descripción |  | Precio |
|----------------|------------|--|---|----------|
| RG300 Cristal | RG300 | Juego de accesorios para puerta corredera de cristal de hasta 300 kg. Sliding door Gear kit maximum door glass weight 300 kg. | 1 | 159,00 € |

| Kit RG300 (hasta 300 kg.) | | | | |
|---|------------|--|---|----------|
| | Referencia | Descripción |  | Precio |
|  | 3RG300 | Kit completo para una hoja de cristal de hasta 300 kg. + perfil Maxi de 3 metros Kit for installation for door glass weight 300 kg. + 3 meters Maxi track | 1 | 425,00 € |
| | 6RG300 | Kit completo para una hoja de cristal de hasta 300 kg. + perfil Maxi de 6 metros Kit for installation for door glass weight 300 kg. + 6 meters Maxi track | 1 | 675,00 € |

Tapetas embellecedoras y tapas no incluidas en el Kit / Track covers and covers not included in the kit





| Complementos | | | | |
|---|------------|--|--|----------|
| Progresivas | Referencia | Descripción |  | Precio |
|  | R802 | Perfil premium de 2 metros Premium top track 2 meters | 3 | 44,95 € |
| | R803 | Perfil premium de 3 metros Premium top track 3 meters | 3 | 67,95 € |
| | R806 | Perfil premium de 6 metros Premium top track 6 meters | 3 | 135,00 € |
|  | R852 | Tapeta perfil vidrio fijo R85 de 2 metros Fixed glass profile cover R81 2 meters | 2 | 26,00 € |
| | R853 | Tapeta perfil vidrio fijo R85 de 3 metros Fixed glass profile cover R81 2 meters | 2 | 39,00 € |
| | R856 | Tapeta perfil vidrio fijo R85 de 6 metros Fixed glass profile cover R81 2 meters | 2 | 78,00 € |
|  | R812 | Perfil vidrio fijo de 2 metros Fixed glass profile 2 meters | 2 | 133,00 € |
| | R813 | Perfil vidrio fijo de 3 metros Fixed glass profile 3 meters | 2 | 198,00 € |
| | R816 | Perfil vidrio fijo de 6 metros Fixed glass profile 6 meters | 2 | 395,00 € |
|  | R8052 | Roldana negra R80 en POM con cojinetes Black Door Fitting Set R80 POM | 30 | 11,08 € |
|  | MC60 | Freno amortiguador Stop&Slide hasta 65 kg. Soft Brake Stop&Slide Max door weight 65 kg. | 2 | 68,60 € |
| | MC90 | Freno amortiguador Stop&Slide hasta 90 kg. Soft Brake Stop&Slide Max door weight 90 kg. | 2 | 80,50 € |
| | MC120 | Freno amortiguador Stop&Slide hasta 120 kg. Soft Brake Stop&Slide Max door weight 120 kg. | 2 | 89,00 € |

COLECCIÓN 5 - Para puertas de hasta **120 kg.**

RG120PG CRISTAL PROGRESIVA

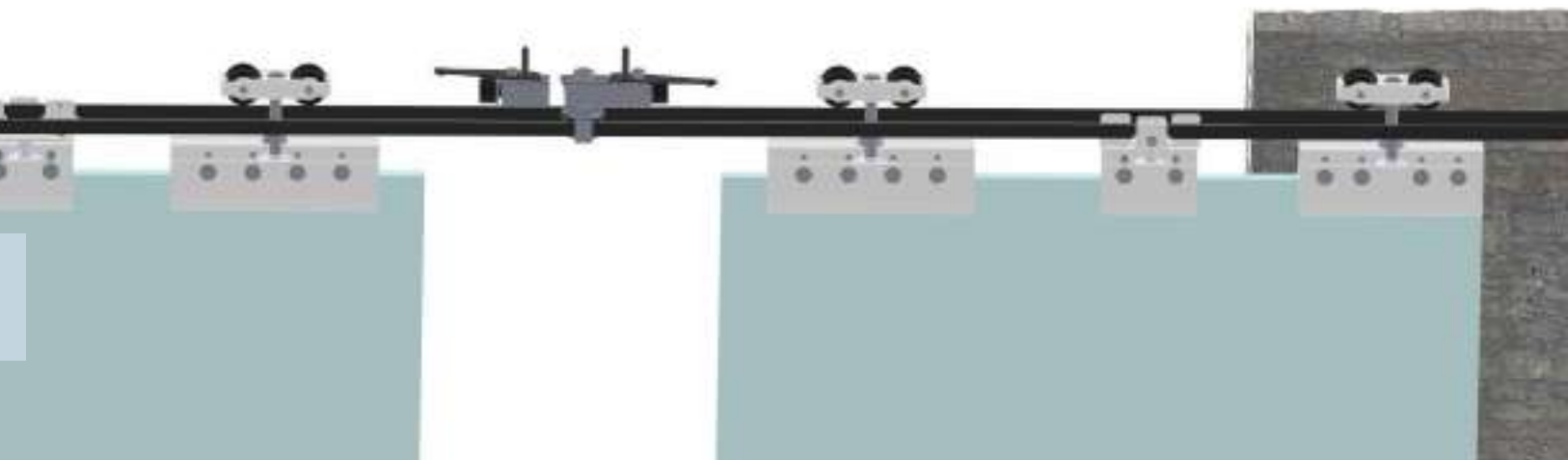
- Sistema corredero de hojas progresivas, que nos permite mover 2 o 3 hojas en un mismo lateral de instalación.
- Nuestros kits no tienen mano, con lo cual lo podemos decidir incluso en el momento de instalar.
- Dichos sistemas funcionan con **correa dentada plástica T-5** con filamento inoxidable interno, para garantizar una gran durabilidad en el tiempo.
- Se pueden combinar con nuestros sistemas de frenado hidráulico que nos permitirá absorber inercias de hojas de hasta **120 kg.** con una suave parada.









| Juego Completo | Referencia | Descripción | | Precio |
|------------------|------------|---|---|----------|
| RG122 Progresiva | RG122PG2 | Juego completo para 2 hojas progresivas. Sin mano. <i>Kit for 2 progressive door. No hand.</i> | 1 | 212,00 € |
| RG123 Progresiva | RG123PG3 | Juego completo para 3 hojas progresivas. Sin mano. <i>Kit for 3 progressive door. No hand.</i> | 1 | 345,00 € |

| Kit RG120PG (hasta 120 kg.) | | | | |
|-----------------------------|------------|---|---|----------|
| | Referencia | Descripción | | Precio |
| | 3RG120PG2 | Kit completo para dos hojas de cristal progresivas de hasta 120 kg. + perfil Premium de 3 metros + 2 tapetas <i>Kit for installation RG120 for door glass weight 120 kg. + 3 meters track + 2 covers</i> | 1 | 277,75 € |
| | 6RG120PG2 | Kit completo para dos hojas de cristal progresivas de hasta 120 kg. + perfil Premium de 6 metros + 2 tapetas <i>Kit for installation RG120 for door glass weight 120 kg. + 6 meters track + 2 covers</i> | 1 | 341,00 € |
| | 3RG120PG3 | Kit completo para tres hojas de cristal progresivas de hasta 120 kg. + perfil Premium de 3 metros + 2 tapetas <i>Kit for installation RG120 for door glass weight 120 kg. + 3 meters track + 2 covers</i> | 1 | 410,75 € |
| | 6RG120PG3 | Kit completo para tres hojas de cristal progresivas de hasta 120 kg. + perfil Premium de 6 metros + 2 tapetas <i>Kit for installation RG120 for door glass weight 120 kg. + 6 meters track + 2 covers</i> | 1 | 474,00 € |
| | 3RG120PG2F | Kit completo para dos hojas de cristal progresivas de hasta 120 kg. + perfil de vidrio fijo de 3 metros + 2 tapetas <i>Kit for installation for door glass weight 120 kg. + 3 meters fixed glass profile + 2 covers</i> | 1 | 418,00 € |
| | 6RG120PG2F | Kit completo para dos hojas de cristal progresivas de hasta 120 kg. + perfil de vidrio fijo de 6 metros + 2 tapetas <i>Kit for installation for door glass weight 120 kg. + 6 meters fixed glass profile + 2 covers</i> | 1 | 617,00 € |
| | 3RG120PG3F | Kit completo para tres hojas de cristal progresivas de hasta 120 kg. + perfil de vidrio fijo de 3 metros + 2 tapetas <i>Kit for installation for door glass weight 120 kg. + 3 meters fixed glass profile + 2 covers</i> | 1 | 551,00 € |
| | 6RG120PG3F | Kit completo para tres hojas de cristal progresivas de hasta 120 kg. + perfil de vidrio fijo de 6 metros + 2 tapetas <i>Kit for installation for door glass weight 120 kg. + 6 meters fixed glass profile + 2 covers</i> | 1 | 750,00 € |

Tapetas embellecedoras y tapas no incluidas en el Kit / Track covers and covers not included in the kit







| Complementos | | | | |
|---|------------|--|---|----------|
| Sincronizada | Referencia | Descripción |  | Precio |
|  | R802 | Perfil premium de 2 metros Premium top track 2 meters | 3 | 44,95 € |
| | R803 | Perfil premium de 3 metros Premium top track 3 meters | 3 | 67,95 € |
| | R806 | Perfil premium de 6 metros Premium top track 6 meters | 3 | 135,00 € |
|  | R852 | Tapeta perfil vidrio fijo R85 de 2 metros Fixed glass profile cover R81 2 meters | 2 | 26,00 € |
| | R853 | Tapeta perfil vidrio fijo R85 de 3 metros Fixed glass profile cover R81 2 meters | 2 | 39,00 € |
| | R856 | Tapeta perfil vidrio fijo R85 de 6 metros Fixed glass profile cover R81 2 meters | 2 | 78,00 € |
|  | R812 | Perfil vidrio fijo de 2 metros Fixed glass profile 2 meters | 2 | 133,00 € |
| | R813 | Perfil vidrio fijo de 3 metros Fixed glass profile 3 meters | 2 | 198,00 € |
| | R816 | Perfil vidrio fijo de 6 metros Fixed glass profile 6 meters | 2 | 395,00 € |
|  | R8052 | Roldana negra R80 en POM con cojinetes Black Door Fitting Set R80 POM | 30 | 11,08 € |
|  | MC60 | Freno amortiguador Stop&Slide hasta 65 kg. Soft Brake Stop&Slide Max door weight 65 kg. | 2 | 68,60 € |
| | MC90 | Freno amortiguador Stop&Slide hasta 90 kg. Soft Brake Stop&Slide Max door weight 90 kg. | 2 | 80,50 € |
| | MC120 | Freno amortiguador Stop&Slide hasta 120 kg. Soft Brake Stop&Slide Max door weight 120 kg. | 2 | 89,00 € |

RG120SC CRISTAL SINCRONIZADA

- La gama sincronizada nos permite **abrir y cerrar al unísono una o dos hojas en cada lateral.**
- **Disponemos de los kits completos de componentes donde va todo incluido.**
- Dichos sistemas funcionan con **correa dentada plástica T-5** con filamento inoxidable interno, para garantizar una gran durabilidad en el tiempo.
- Se pueden combinar con nuestros sistemas de frenado hidráulico que nos permitirán absorber inercias de hojas de hasta **120 kg.** con una suave parada.



| Juego Completo | Referencia | Descripción |  | Precio |
|--------------------|------------|--|---|----------|
| RG120 Sincronizada | RG120SC2 | Juego completo para 1+1 hojas sincronizadas. Sin mano. <i>Kit for 1+1 synchro doors. No side.</i> | 1 | 276,00 € |
| RG124 Sincronizada | RG124SC4 | Juego completo para 2+2 hojas sincronizadas. Sin mano. <i>Kit for 2+2 synchro doors. No side.</i> | 1 | 568,00 € |

| Kit RG120SC (hasta 120 kg.) | | | | |
|---|------------|--|---|----------|
| | Referencia | Descripción |  | Precio |
|  | 3RG120SC2 | Kit completo para 1+1 hojas sincronizadas de cristal. Sin mano + 1 perfil Premium de 3 metros + 1 tapeta de 3 metros <i>Kit for installation RG120 for door glass weight 120 kg. + 3 meters track + 2 covers</i> | 1 | 351,95 € |
| | 6RG120SC2 | Kit completo para 1+1 hojas sincronizadas de cristal. Sin mano + 1 perfil Premium de 6 metros + 1 tapeta de 6 metros <i>Kit for installation RG120 for door glass weight 120 kg. + 6 meters track + 2 covers</i> | 1 | 421,00 € |
| | 3RG120SC4 | Kit completo para 2+2 hojas sincronizadas de cristal. Sin mano + 2 perfiles Premium de 3 metros + 1 tapeta de 3 metros <i>Kit for installation RG120 for door glass weight 120 kg. + 3 meters track + 2 covers</i> | 1 | 643,95 € |
| | 6RG120SC4 | Kit completo para 2+2 hojas sincronizadas de cristal. Sin mano + 2 perfiles Premium de 6 metros + 1 tapeta de 6 metros <i>Kit for installation RG120 for door glass weight 120 kg. + 3 meters track + 2 covers</i> | 1 | 713,00 € |
|  | 3RG120SC2F | Kit completo para 1+1 hojas sincronizadas de cristal. Sin mano + 1 perfil de vidrio fijo de 3 metros + 2 tapetas de 3 metros <i>Kit for installation RG120 for door glass weight 1200 kg. + 3 meters track + 2 covers</i> | 1 | 482,00 € |
| | 6RG120SC2F | Kit completo para 1+1 hojas sincronizadas de cristal. Sin mano + 1 perfil de vidrio fijo de 6 metros + 2 tapetas de 6 metros <i>Kit for installation RG120 for door glass weight 120 kg. + 3 meters track + 2 covers</i> | 1 | 681,00 € |
| | 3RG120SC4F | Kit completo para 2+2 hojas sincronizadas de cristal. Sin mano + 1 perfil Premium de 3 metros + 1 perfil de vidrio fijo de 3 metros + 2 tapetas de 3 metros <i>Kit for installation RG120 for door glass weight 120 kg. + 3 meters track + 2 covers</i> | 1 | 774,00 € |
| | 6RG120SC4F | Kit completo para 2+2 hojas sincronizadas de cristal. Sin mano + 1 perfil Premium de 6 metros + 1 perfil de vidrio fijo de 6 metros + 2 tapetas de 6 metros <i>Kit for installation RG120 for door glass weight 120 kg. + 3 meters track + 2 covers</i> | 1 | 973,00 € |

Tapetas embellecedoras y tapas no incluidas en el Kit / Track covers and covers not included in the kit

CONDICIONES GENERALES DE VENTA

Las presentes condiciones de venta son reconocidas y aceptadas por el comprador en el momento de concretar el pedido/compra, entendiéndose que el cliente se somete a ellas por el mero hecho de cumplimentar o recibir los pedidos efectuados a Roandi, S.L.

PRECIOS

Los precios de dicha tarifa, son **Precios de Venta al público recomendados**, debiendo añadir (en caso que proceda) los impuestos y tasas que correspondan. Roandi, S.L. se reserva el derecho de alterar, sin previo aviso los precios y formas de pago existentes en cualquier momento. Los precios de dicha tarifa son válidos salvo error tipográfico.

IMPUESTOS

El IVA o cualquier otro impuesto no está incluido en dicha tarifa.

TRANSPORTE

Salvo instrucciones precisas de los clientes, las expediciones se efectuarán sin responsabilidad alguna y a riesgo del destinatario, por medio de nuestros transportistas habituales. En caso de pérdida de mercancía o recepción en mal estado, los clientes deberán constatar en el albarán de entrega de la agencia de transporte y comunicarlo a Roandi, S.L. en el transcurso de las siguientes 24 horas.

PORTES

Los portes de los pedidos inferiores a 450 € correrán a cargo del cliente, cargándose siempre en factura.

- Para portes pagados el pedido mixto (barras+paquetería) mínimo 1.000 €.
- Para barras de 6 metros, el cargo de portes deberá consultarse con Roandi, S.L.
- Para envíos fuera de la península, el cargo de portes se convendrá en cada caso concreto.

FORMAS DE PAGO

Según la nueva ley de plazos 15/2010.

El plazo máximo es de 60 días, día de pago, mediante giro domiciliado (no se admiten reposiciones ni cobro mediante recibo).

Se procederá la retención inmediata de los pedidos en curso si se produce algún impago o demora.

Los gastos originados por efectos devueltos, por motivos ajenos a Roandi, S.L., se repercutirán siempre al cliente.

PEDIDO MÍNIMO

Para todo pedido inferior a 100€ la única forma de pago aceptada será la de transferencia bancaria anticipada.

DEVOLUCIONES

No se admitirán devoluciones de material, que no hayan sido autorizadas previamente por Roandi, S.L.

No se admitirán devoluciones o reclamaciones de material una vez transcurridos 7 días de la entrega de los mismos.

Si las causas de cualquier devolución (previa aceptación por parte de Roandi,S.L), son ajenas a

Roandi, S.L., el envío de dicha mercancía deberá ser a portes pagados hasta destino y el abono o cambio de dicho material, será admitido previa revisión de su estado por nuestra parte.

informados con anterioridad.

FABRICACIONES ESPECIALES

Todo pedido de fabricación especial (material fuera de catálogo) deberá venir precedido del plano de fabricación de la pieza en cuestión.

No se admitirán devoluciones de material de fabricación especial.

ATENCIÓN AL CLIENTE

Horario de atención al cliente

De lunes a jueves:

- Mañanas de 8:00 h a 13:30 h.
- Tardes de 15:00 h. a 18:00 h.

Viernes de 8:00 h a 15:00 h.

Teléfono: 941 13 34 74

Email:

- Ventas: ventas@roandi.com
- Comercial: comercial@roandi.com

www.roandi.com

RESERVA DE DOMINIO

Roandi, S.L. se reserva el dominio de la mercancía hasta el completo pago de la misma, hasta dicho

momento, el cliente se obliga a manifestar ante terceros tal reserva de dominio, respondiendo de los daños y perjuicios que por omisión de esta obligación se ocasionen a Roandi, S.L.

JURISDICCIÓN Y COMPETENCIA

Cualquier divergencia derivada de la venta, será competencia de los juzgados y tribunales de La Rioja.

No afectará a las restantes condiciones, las cuales subsistirán en sus propios términos.







ÍNDICE

INDEX

INDEX

Inox 316



| | Número de página |
|--|------------------|
| Apriete Rápido Roandi | 86-89 |
| Apriete Rápido Regulable Roandi Patentado | 90-91 |
| Accesorios para Tensores Inox | 92-99 |
| Ejemplos de Tensores | 100-112 |

Inox 316



| | Number of page |
|---|----------------|
| Fast Tightening Roandi | 86-89 |
| Fast and Regulable Tighten Roandi Patented | 90-91 |
| Inox Tensors Accesories | 92-99 |
| Examples of Tensors | 100-112 |

Inox 316



| | Numero de page |
|---|----------------|
| Embout à Visser Roandi | 86-89 |
| Embout à Visser Réglable Roandi Patented | 90-91 |
| Accessoires Pour Tendeurs Inox | 92-99 |
| Exemples de Tendeurs | 100-112 |

Inox 316



| | Seitennummer |
|---|--------------|
| Roandi Schnellpress | 86-89 |
| Roandi Einstellbarer Schnellpressterminal Patentiert | 90-91 |
| Zubehör für V4a Seilspanner | 92-99 |
| Spann Beisspiele | 100-112 |



Raw Materials Certificate / AISI 316

| | | % C | % Si | % Mn | % P | % S | % Cr | % Ni | % Mo | % N |
|----------|-----------------|------|------|------|-------|------|-------|-------|------|------|
| | AISI 316 | 0,08 | 1,00 | 2,00 | 0,045 | 0,03 | 16-18 | 10-14 | 2-3 | 0,01 |
| Diameter | 6 mm. | 0,07 | 0,43 | 1,23 | 0,03 | 0,01 | 16,21 | 10,49 | 2,00 | 0,03 |
| Diameter | 8 mm. | 0,06 | 0,41 | 1,52 | 0,04 | 0,02 | 16,47 | 10,25 | 2,15 | 0,50 |
| Diameter | 10 mm. | 0,04 | 0,38 | 1,29 | 0,04 | 0,01 | 16,84 | 10,35 | 2,14 | 0,40 |
| Diameter | 13 mm. | 0,02 | 0,32 | 1,63 | 0,03 | 0,03 | 16,80 | 10,00 | 2,02 | 0,03 |
| Diameter | 15 mm. | 0,03 | 0,37 | 1,57 | 0,04 | 0,03 | 16,70 | 10,04 | 2,03 | 0,07 |
| Diameter | 17 mm. | 0,08 | 0,46 | 1,05 | 0,03 | 0,01 | 16,69 | 10,46 | 2,12 | 0,03 |



Universidad de Navarra

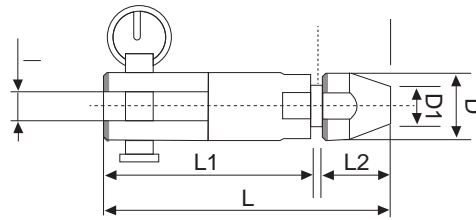
Escuela de Arquitectura
Laboratorio




Burst Test Certificate -- Breaking Load (B.L.) / AISI 316

| Code Number | Ø | Metric Measure | Screw - Type reapture | Breaking Load (B.L.) | Clamping Force |
|-------------|-----|----------------|-----------------------|----------------------|----------------|
| 716841007-H | Ø4 | M-6 | 1.000 kg | 1.500 kg | 900 kg |
| 716841008-H | Ø5 | M-6 | 1.500 kg | 2.180 kg | 1.500 kg |
| 716841009-H | Ø6 | M-8 | 2.200 kg | 2.700 kg | 1.900 kg |
| 716841011-H | Ø8 | M-8 | 2.200 kg | 3.500 kg | 1.900 kg |
| 716841013-H | Ø10 | M-10 | 2.200 kg | 4.000 kg | 1.900 kg |
| 716841007-D | Ø4 | M-6 | 1.200 kg | 1.500 kg | 900 kg |
| 716841008-D | Ø5 | M-6 | 1.200 kg | 2.180 kg | 1.500 kg |
| 716841009-D | Ø6 | M-8 | 1.900 kg | 2.700 kg | 1.900 kg |
| 716841011-D | Ø8 | M-8 | 2.200 kg | 3.500 kg | 1.900 kg |
| 716841013-D | Ø10 | M-10 | 2.500 kg | 4.000 kg | 1.900 kg |
| 716841007-R | Ø4 | M-6 | 1.200 kg | 1.500 kg | 900 kg |
| 716841008-R | Ø5 | M-6 | 1.200 kg | 2.180 kg | 1.500 kg |
| 716841009-R | Ø6 | M-8 | 1.900 kg | 2.700 kg | 1.900 kg |
| 716841011-R | Ø8 | M-8 | 2.200 kg | 3.500 kg | 1.900 kg |
| 716841013-R | Ø10 | M-10 | 2.500 kg | 4.000 kg | 1.900 kg |

TERMINAL APRIETE RAPIDO HORQUILLA
 SWAGELES FORK TERMINAL
 TERMINAISON A SERRAGE RAPIDE
 SCHNELLPRESSTERMINAL MIT GABEL



SERIE 716.01

| Code Number | PVP | Ø-D | I | L | L1 | L2 | D | D1 |  |
|-------------|---------|-----|------|----|----|----|----|------|---|
| 716841007-H | 7,90 € | Ø4 | 5,5 | 53 | 40 | 13 | 13 | 5 | 100 |
| 716841008-H | 10,70 € | Ø5 | 6,5 | 55 | 42 | 13 | 15 | 6,5 | 80 |
| 716841009-H | 15,25 € | Ø6 | 7 | 57 | 44 | 13 | 17 | 7,5 | 60 |
| 716841011-H | 21,53 € | Ø8 | 10 | 57 | 44 | 13 | 20 | 9,5 | 40 |
| 716841013-H | 25,83 € | Ø10 | 10,5 | 57 | 44 | 13 | 22 | 11,5 | 30 |

Do it yourself! Only 15”

Steps...



Uso exclusivo para cable rígido
 Rigidez del cable mínima 7x7+0



Acero Inoxidable / AISI 316

| Code Number | Ø | Breaking Load (Kg) | Clamping Force |
|-------------|-----|--------------------|----------------|
| 716841007-H | Ø4 | 1.500 kg | 900 kg |
| 716841008-H | Ø5 | 2.180 kg | 1.500 kg |
| 716841009-H | Ø6 | 2.700 kg | 1.900 kg |
| 716841011-H | Ø8 | 3.500 kg | 1.900 kg |
| 716841013-H | Ø10 | 4.000 kg | 1.900 kg |

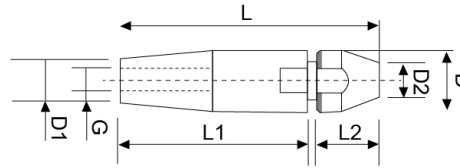
B.L.(Kg) 

TERMINAL APRIETE RAPIDO ROSCA INTERNA DERECHA

SWAGELESS INTERNAL THREAD TERMINAL RIGHT

TERMINAISON A SERRAGE RAPIDE DROITE

SCHNELLPRESSTERMINAL MIT INNENGEWINDE RECHT



SERIE 716.02 D

| Code Number | PVP | Ø | G | D1 | L | L1 | L2 | D | D2 | |
|-------------|---------|-----|------|------|----|----|----|----|------|-----|
| 716841007-D | 7,60 € | Ø4 | M-6 | 9,6 | 53 | 40 | 13 | 13 | 5 | 100 |
| 716841008-D | 10,70 € | Ø5 | M-6 | 11,5 | 55 | 42 | 13 | 15 | 6,5 | 100 |
| 716841009-D | 15,24 € | Ø6 | M-8 | 13,5 | 57 | 44 | 13 | 17 | 7,5 | 70 |
| 716841011-D | 21,00 € | Ø8 | M-8 | 15,5 | 57 | 44 | 13 | 20 | 9,5 | 40 |
| 716841013-D | 24,00 € | Ø10 | M-10 | 18,5 | 57 | 44 | 13 | 22 | 11,5 | 30 |

Do it yourself!



Universidad de Navarra

Escuela de Arquitectura
Laboratorio



Acero Inoxidable / AISI 316

| Code Number | Ø | Screw - Type Repture | Breaking Load (Kg) | Clamping Force |
|-------------|-----|----------------------|--------------------|----------------|
| 716841007-D | Ø4 | M-6 / 1.200 kg | 1.500 kg | 900 kg |
| 716841008-D | Ø5 | M-6 / 1.200 kg | 2.180 kg | 1.500 kg |
| 716841009-D | Ø6 | M-8 / 1.900 kg | 2.700 kg | 1.900 kg |
| 716841011-D | Ø8 | M-8 / 2.200 kg | 3.500 kg | 1.900 kg |
| 716841013-D | Ø10 | M-10 / 2.500 kg | 4.000 kg | 1.900 kg |



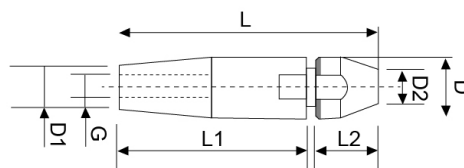
B.L.(Kg)

TERMINAL APRIETE RAPIDO ROSCA INTERNA IZQUIERDA

SWAGELESS INTERNAL THREAD TERMINAL LEFT

TERMINAISON A SERRAGE RAPIDE GAUCHE

SCHNELLPRESSTERMINAL MIT INNENGEWINDE LINK



SERIE 716.02 Iz

| Code Number | PVP | Ø | G | D1 | L | L1 | L2 | D | D2 | |
|--------------|---------|-----|------|------|----|----|----|----|------|-----|
| 716841007-Iz | 7,60 € | Ø4 | M-6 | 9,6 | 53 | 40 | 13 | 13 | 5 | 100 |
| 716841008-Iz | 10,70 € | Ø5 | M-6 | 11,5 | 55 | 42 | 13 | 15 | 6,5 | 100 |
| 716841009-Iz | 15,24 € | Ø6 | M-8 | 13,5 | 57 | 44 | 13 | 17 | 7,5 | 70 |
| 716841011-Iz | 21,00 € | Ø8 | M-8 | 15,5 | 57 | 44 | 13 | 20 | 9,5 | 40 |
| 716841013-Iz | 24,00 € | Ø10 | M-10 | 18,5 | 57 | 44 | 13 | 22 | 11,5 | 30 |

Only 15"

Steps...



Uso exclusivo para cable rígido
Rigidez del cable mínima 7x7+0

Acero Inoxidable / AISI 316



| Code Number | Ø | Screw - Type Repture | Breaking Load (Kg) | Clamping Force |
|--------------|-----|----------------------|--------------------|----------------|
| 716841007-Iz | Ø4 | M-6 / 1.200 kg | 1.500 kg | 900 kg |
| 716841008-Iz | Ø5 | M-6 / 1.200 kg | 2.180 kg | 1.500 kg |
| 716841009-Iz | Ø6 | M-8 / 1.900 kg | 2.700 kg | 1.900 kg |
| 716841011-Iz | Ø8 | M-8 / 2.200 kg | 3.500 kg | 1.900 kg |
| 716841013-Iz | Ø10 | M-10 / 2.500 kg | 4.000 kg | 1.900 kg |



Acero Inoxidable / AISI 316

Uso exclusivo para cable rígido
Rigidez del cable mínima 7x7+0

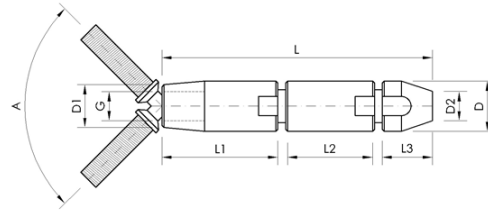
Only 15''



Patent



TERMINAL APRIETE RÁPIDO REGULABLE Y ARTICULADO
 ARTICULATED WIRED TENSIONER
 TENDEUR ORIENTABLE POUR CABLE
 SCHNELLPRESSTERMINAL EINSTELLBAR MIT GELENK



SERIE 716.03

| Code Number | PVP | Ø | G | D1 | L | L1 | L2 | D | D2 | |
|-------------|---------|-----|------|------|----|----|----|----|------|----|
| 716841007-R | 19,76 € | Ø4 | M-6 | 9,6 | 53 | 30 | 24 | 13 | 5 | 70 |
| 716841008-R | 21,56 € | Ø5 | M-6 | 11,5 | 55 | 30 | 24 | 15 | 6,5 | 50 |
| 716841009-R | 24,27 € | Ø6 | M-8 | 13,5 | 57 | 30 | 24 | 17 | 7,5 | 50 |
| 716841011-R | 36,35 € | Ø8 | M-8 | 15,5 | 78 | 40 | 25 | 20 | 9,5 | 40 |
| 716841013-R | 42,24 € | Ø10 | M-10 | 18,5 | 78 | 40 | 25 | 22 | 11,5 | 40 |

Do it yourself!

Steps...



B.L.(Kg)



Universidad de Navarra
 Escuela de Arquitectura
 Laboratorio

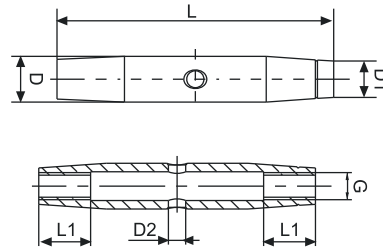


Acero Inoxidable / AISI 316

| Code Number | Ø | Screw - Type Repture | Screw Ball | Breaking Load (Kg) | Clamping Force |
|-------------|-----|----------------------|------------|--------------------|----------------|
| 716841007-R | Ø4 | M-6 / 1.200 kg | 750 kg | 1.500 kg | 900 kg |
| 716841008-R | Ø5 | M-6 / 1.200 kg | 750 kg | 2.180 kg | 1.500 kg |
| 716841009-R | Ø6 | M-8 / 1.900 kg | 750 kg | 2.700 kg | 1.900 kg |
| 716841011-R | Ø8 | M-8 / 2.200 kg | 750 kg | 3.500 kg | 1.900 kg |
| 716841013-R | Ø10 | M-10 / 2.500 kg | 750 kg | 4.000 kg | 1.900 kg |

CUERPO TENSOR

SWAGED CABLE TENSIONER
CORPS DE TENDEUR
SPANNSCHLOSS



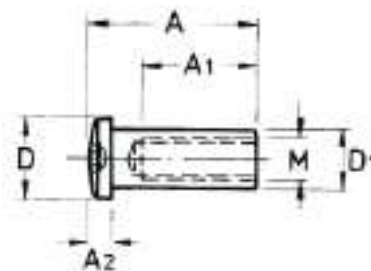
SERIE 716.04

BIG

| Code Number | PVP | G | Breaking Load (B.L Kg) | L | L1 | D | D1 | D2 | |
|-------------|--------|------|------------------------|----|------|------|------|----|-----|
| 716011206 | 3,56 € | M-6 | 1.000 kg | 65 | 12,5 | 10 | 7,8 | 3 | 150 |
| 716011208 | 4,99 € | M-8 | 2.000 kg | 80 | 15 | 13,5 | 10,4 | 5 | 100 |
| 716011210 | 8,35 € | M-10 | 2.500 kg | 80 | 15 | 15 | 12 | 5 | 60 |

TERMINAL ROSCA INTERNA

INTERNAL THREAD END TERMINAL
TERMINAISON FILETÉE TÊTE CHC
ENDHÜLSE MIT INNENGEWINDE

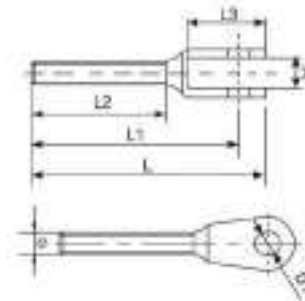


SERIE 716.05

| Code Number | PVP | G | Breaking Load (B.L Kg) | A | A1 | A2 | D | D1 | |
|-------------|--------|-----|------------------------|----|----|----|------|----|-----|
| 716000604 | 5,12 € | M-6 | 1.000 kg | 49 | 30 | 4 | 11,5 | 8 | 150 |
| 716000605 | 6,67 € | M-8 | 2.000 kg | 60 | 35 | 5 | 14 | 11 | 100 |

TERMINAL HORQUILLA AGUJERO INTERNO

INTERNAL HOLE FORK TERMINAL
TERMINAISON FOURCHE CHAPE INT.
TERMINAL MIT GABEL

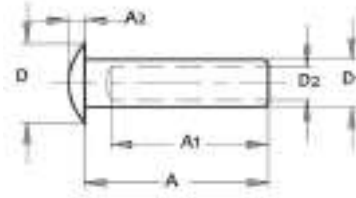


SERIE 716.06

| Code Number | PVP | Ø | Breaking Load (Kg) | L | L1 | L2 | L3 | D1 | A | G | |
|-------------|------|----|--------------------|------|----|----|------|-----|----|-----|-----|
| 716360504 | 3,53 | Ø4 | 1.000 kg | 56 | 50 | 25 | 18 | 6,5 | 8 | 6,3 | 200 |
| 716360605 | 4,42 | Ø5 | 1.500 kg | 65,5 | 58 | 30 | 20,5 | 6,5 | 8 | 7,5 | 100 |
| 716360606 | 6,82 | Ø6 | 2.000 kg | 80,5 | 72 | 40 | 23,5 | 8,5 | 11 | 9 | 70 |

TERMINAL CABLE

WIRE ROPE END TERMINAL
TERMINAISON TÊTE TROU INTERNE
ENDHÜLSE FÜR KABEL

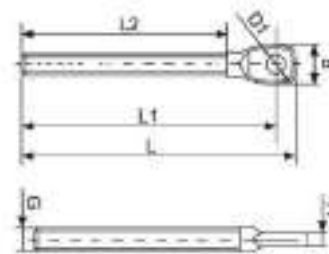


SERIE 716.07

| Code Number | PVP | Ø | Breaking Load (B.L Kg) | A | A1 | A2 | D | D1 | D2 | |
|-------------|---------------|----|------------------------|----|----|----|------|------|-----|-----|
| 716000004 | 2,05 € | Ø4 | 1.000 kg | 35 | 25 | 3 | 10 | 6,35 | 4,4 | 200 |
| 716000005 | 2,52 € | Ø5 | 1.500 kg | 41 | 30 | 4 | 11,5 | 7,5 | 5,3 | 200 |
| 716000006 | 2,99 € | Ø6 | 2.000 kg | 42 | 40 | 5 | 14 | 9 | 6,5 | 150 |

TERMINAL CENTRADO DERECHA

SCREW EYE TERMINAL RIGHT
VIS A OEIL P/TENDEUR DROITE
AUGENSCHRAUBE ZENTRIERT GEWINDE RECHTSGÄNGIG

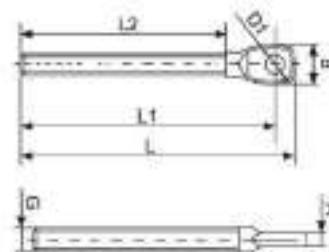


SERIE 716.08 D

| Code Number | PVP | G | Breaking Load (B.L Kg) | L | L1 | L2 | D1 | A | B | |
|-------------|---------------|-----|------------------------|----|------|------|-----|-----|----|-----|
| 716440606-D | 2,84 € | M-6 | 1.000 kg | 73 | 67,7 | 54,7 | 6,3 | 3,7 | 11 | 200 |
| 716440808-D | 3,75 € | M-8 | 2.000 kg | 85 | 78 | 61 | 8,3 | 4,5 | 15 | 150 |

TERMINAL CENTRADO IZQUIERDA

SCREW EYE TERMINAL LEFT
VIS A OEIL P/TENDEUR GAUCHE
AUGENSCHRAUBE ZENTRIERT GEWINDE LINKSGÄNGIG



SERIE 716.08 Iz

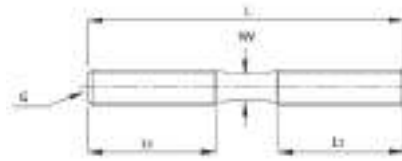
| Code Number | PVP | G | Breaking Load (B.L Kg) | L | L1 | L2 | D1 | A | B | |
|--------------|---------------|-----|------------------------|----|------|------|-----|-----|----|-----|
| 716440606-Iz | 3,84 € | M-6 | 1.000 kg | 73 | 67,7 | 54,7 | 6,3 | 3,7 | 11 | 200 |
| 716440808-Iz | 4,60 € | M-8 | 2.000 kg | 85 | 78 | 61 | 8,3 | 4,5 | 15 | 150 |

VARILLA DOBLE ROSCA

DOUBLE THREAD TERMINAL

VIS DBLE FILET

GEWINDESTÄBCHEN LINKS/RECHTSGÄNGIG



SERIE 716.09

| Code Number | PVP | G | Breaking Load (B.L Kg) | L | L1 | NV | |
|-------------|---------------|-------------|------------------------|----|----|----|-----|
| 716160606 | 1,41 € | M-6 | 1.000 kg | 66 | 27 | 4 | 200 |
| 716160608 | 1,98 € | M-8 | 2.000 kg | 75 | 30 | 6 | 100 |
| 716160610 | 3,06 € | M-10 | 2.500 kg | 75 | 30 | 6 | 100 |

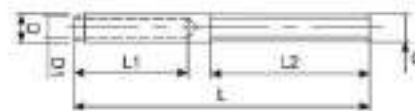
BIG

TENSOR CABLE ROSCA EXTREMO DERECHA

WIRE ROPE EXTERNAL THREAD TERMINAL RIGHT

TENDEUR FILÈTE EXTÉRIEUR DROITE

SPANNTAIL EXTERNER GEWINDE RECHTSGÄNGIG



SERIE 716.10 D

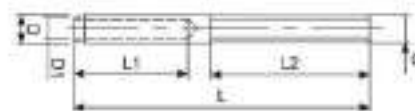
| Code Number | PVP | Ø | G | Breaking Load (B.L Kg) | L | L1 | L2 | D | D1 | |
|-------------|---------------|----|-----|------------------------|----|----|----|-----|-----|-----|
| 716080604 | 2,28 € | Ø4 | M-6 | 1.000 kg | 65 | 25 | 30 | 6,3 | 5,3 | 150 |
| 716080605 | 3,04 € | Ø5 | M-6 | 1.500 kg | 73 | 30 | 30 | 7,5 | 6,5 | 150 |
| 716080806 | 4,13 € | Ø6 | M-8 | 2.000 kg | 80 | 40 | 35 | 9 | 8 | 100 |

TENSOR CABLE ROSCA EXTREMO IZQUIERDA

WIRE ROPE EXTERNAL THREAD TERMINAL LEFT

TENDEUR FILÈTE EXTÉRIEUR GAUCHE

SPANNTAIL EXTERNER GEWINDE LINKSGÄNGIG

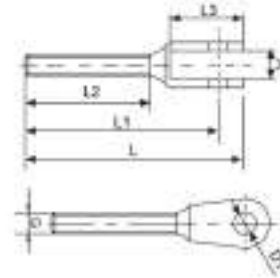


SERIE 716.10 Iz

| Code Number | PVP | Ø | G | Breaking Load (B.L Kg) | L | L1 | L2 | D | D1 | |
|-------------|---------------|----|-----|------------------------|----|----|----|-----|-----|-----|
| 716180604 | 2,28 € | Ø4 | M-6 | 1.000 kg | 65 | 25 | 30 | 6,3 | 5,3 | 150 |
| 716180605 | 3,04 € | Ø5 | M-6 | 1.500 kg | 73 | 30 | 30 | 7,5 | 6,5 | 150 |
| 716180806 | 4,13 € | Ø6 | M-8 | 2.000 kg | 80 | 40 | 35 | 9 | 8 | 100 |

TERMINAL HORQUILLA ROSCA DERECHA

PLAIN DUCKLE CONNECTOR RIGHT
EMBOUT MALE FILET DROITE
GABEL MIT AUSSENGEWINDE RECHTSGÄNGIG



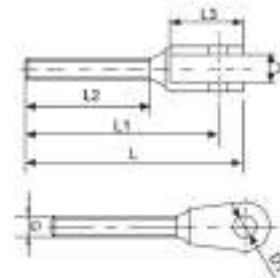
SERIE 716.11 D

| Code Number | PVP | G | Breaking Load (B.L Kg) | L | L1 | L2 | L3 | D1 | A | |
|-------------|---------------|-------------|------------------------|------|----|----|------|-----|----|-----|
| 716320604-D | 3,19 € | M-6 | 1.000 kg | 61 | 54 | 35 | 20,5 | 6,3 | 8 | 100 |
| 716320806-D | 6,49 € | M-8 | 1.500 kg | 71,3 | 65 | 40 | 23,5 | 8,3 | 11 | 80 |
| 716320810-D | 9,11 € | M-10 | 1.800 kg | 71,3 | 65 | 40 | 23,5 | 8,3 | 11 | 50 |

BIG

TERMINAL HORQUILLA ROSCA IZQUIERDA

PLAIN DUCKLE CONNECTOR LEFT
EMBOUT MALE FILET GAUCHE
GABEL MIT AUSSENGEWINDE LINKSGÄNGIG



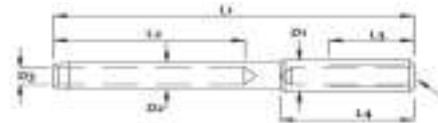
SERIE 716.11 Iz

| Code Number | PVP | G | Breaking Load (B.L Kg) | L | L1 | L2 | D1 | A | B | |
|--------------|---------------|-------------|------------------------|------|----|----|------|-----|----|-----|
| 716230604-IZ | 3,19 € | M-6 | 1.000 kg | 61 | 54 | 35 | 20,5 | 6,3 | 8 | 100 |
| 716230806-IZ | 6,49 € | M-8 | 1.500 kg | 71,3 | 65 | 40 | 23,5 | 8,3 | 11 | 80 |
| 716230810-IZ | 9,11 € | M-10 | 1.800 kg | 71,3 | 65 | 40 | 23,5 | 8,3 | 11 | 50 |

BIG

TENSOR CABLE ROSCA INTERNA DERECHA

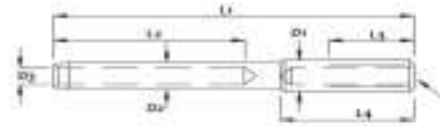
WIRE ROPE INTERNAL THREAD TERMINAL RIGHT
TENDEUR TARAUDÉ SERTISSAGE DROITE
SPANNTIEL EXTERNER GEWINDE RECHTSGÄNGIG



SERIE 716.12 D

| Code Number | PVP | Ø | G | Breaking Load (B.L Kg) | L1 | L2 | L3 | L4 | D1 | D2 | D3 | |
|-------------|---------------|-----------|-----|------------------------|----|----|----|----|----|------|-----|-----|
| 716040604 | 2,62 € | Ø4 | M-6 | 1.000 kg | 65 | 25 | 20 | 35 | 8 | 6,35 | 4,4 | 200 |
| 716040605 | 3,06 € | Ø5 | M-6 | 1.500 kg | 70 | 30 | 20 | 35 | 8 | 7,5 | 5,3 | 150 |
| 716040606 | 5,81 € | Ø6 | M-8 | 2.000 kg | 85 | 40 | 25 | 40 | 11 | 9 | 6,5 | 100 |

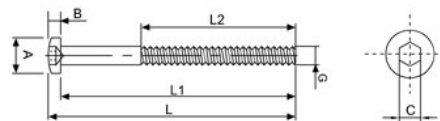
TENSOR CABLE ROSCA INTERNA IZQUIERDA
 WIRE ROPE INTERNAL THREAD TERMINAL LEFT
 TENDEUR TARAUDÉ SERTISSAGE GAUCHE
 SPANNTTEIL EXTERNER GEWINDE LINKSGÄNGIG



SERIE 716.12 Iz

| Code Number | PVP | Ø | G | Breaking Load (B.L Kg) | L1 | L2 | L3 | L4 | D1 | D2 | D3 | |
|-------------|--------|----|-----|------------------------|----|----|----|----|----|------|-----|-----|
| 716140604 | 2,62 € | Ø4 | M-6 | 1.000 kg | 65 | 25 | 20 | 35 | 8 | 6,35 | 4,4 | 200 |
| 716140605 | 3,06 € | Ø5 | M-6 | 1.500 kg | 70 | 30 | 20 | 35 | 8 | 7,5 | 5,3 | 150 |
| 716140606 | 5,81 € | Ø6 | M-8 | 2.000 kg | 85 | 40 | 25 | 40 | 11 | 9 | 6,5 | 100 |

TERMINAL ROSCA EXTERNA DERECHA
 EXTERNAL THREAD TERMINAL RIGHT
 TERMINAISON FILETÉE TH DROITE
 ENDHÜLSE MIT AUSSENGEWINDE RECHTSGÄNGIG

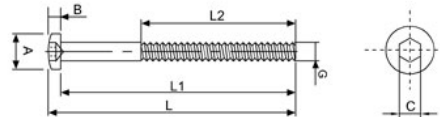


SERIE 716.13 D

| Code Number | PVP | G | Breaking Load (B.L Kg) | L | L1 | L2 | D | D1 | |
|-------------|--------|------|------------------------|----|----|----|-----|-----|-----|
| 716000604-D | 1,75 € | M-6 | 1.200 kg | 65 | 25 | 30 | 6,3 | 5,3 | 150 |
| 716000605-D | 2,85 € | M-8 | 2.000 kg | 80 | 40 | 35 | 9 | 8 | 150 |
| 716000610-D | 3,95 € | M-10 | 2.500 kg | 80 | 40 | 35 | 9 | 8 | 100 |

BIG

TERMINAL ROSCA EXTERNA IZQUIERDA
 EXTERNAL THREAD TERMINAL LEFT
 TERMINAISON FILETÉE TH GAUCHE
 ENDHÜLSE MIT AUSSENGEWINDE LINKSGÄNGIG




SERIE 716.13 Iz

| Code Number | PVP | G | Breaking Load (B.L Kg) | L | L1 | L2 | D | D1 | |
|--------------|--------|------|------------------------|----|----|----|-----|-----|-----|
| 716000604-Iz | 1,75 € | M-6 | 1.200 kg | 65 | 25 | 30 | 6,3 | 5,3 | 150 |
| 716000605-Iz | 2,85 € | M-8 | 2.000 kg | 80 | 40 | 35 | 9 | 8 | 150 |
| 716000610-Iz | 3,95 € | M-10 | 2.500 kg | 80 | 40 | 35 | 9 | 8 | 100 |


BIG

TENSOR ANCLAJE DERECHA

DUAL THREAD SCREW TERMINAL RIGHT
VIS DBLE FILET BOIS/METAL DROITE
STOCKSCHRAUBE RECHTSGÄNGIG




SERIE 716.14 D


| Code Number | PVP | D | Breaking Load (B.L Kg) | L1 | L2 | L3 | G |  |
|-------------|--------|-----|------------------------|----|----|----|---|---|
| 716990600 | 1,78 € | M-6 | 1.000 kg | 80 | 35 | 35 | 6 | 200 |
| 716990800 | 2,54 € | M-8 | 2.000 kg | 90 | 40 | 40 | 8 | 150 |

TENSOR ANCLAJE IZQUIERDA

DUAL THREAD SCREW TERMINAL LEFT
VIS DBLE FILET BOIS/METAL GAUCHE
STOCKSCHRAUBE LINKSGÄNGIG

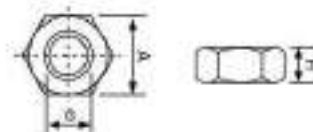


SERIE 716.14 Iz


| Code Number | PVP | D | Breaking Load (B.L Kg) | L1 | L2 | L3 | G |  |
|-------------|--------|-----|------------------------|----|----|----|---|---|
| 716990601 | 1,78 € | M-6 | 1.000 kg | 80 | 35 | 35 | 6 | 200 |
| 716990801 | 2,54 € | M-8 | 2.000 kg | 90 | 40 | 40 | 8 | 150 |

TUERCA INOX DERECHA

RIGHT NUT
ECROU BAS PAS DROITE
SECHSKANNMUTTER GEWINDE RECHTSGÄNGIG

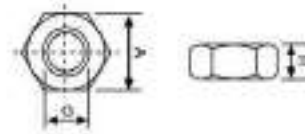


SERIE 716.15 D

| Code Number | PVP | G | Breaking Load (B.L Kg) | A | H |  |
|-------------|--------|-----|------------------------|----|---|---|
| 95006 | 1,07 € | M-6 | 1.000 kg | 10 | 5 | 200 |
| 95008 | 1,07 € | M-8 | 1.500 kg | 13 | 6 | 200 |

TUERCA INOX IZQUIERDA

LEFT NUT
ECROU BAS PAS GAUCHE
SECHSKANTMUTTER GEWINDE LINKSGÄNGIG

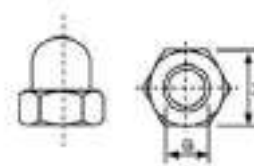


SERIE 716.15 Iz

| Code Number | PVP | G | Breaking Load (B.L Kg) | A | H | |
|-------------|--------|-----|------------------------|----|---|-----|
| 95016 | 1,07 € | M-6 | 1.000 kg | 10 | 5 | 200 |
| 95018 | 1,07 € | M-8 | 1.500 kg | 13 | 6 | 200 |

TUERCA INOX CIEGA

BLIND NUT
ECROU BORGNE
HUTMUTTER

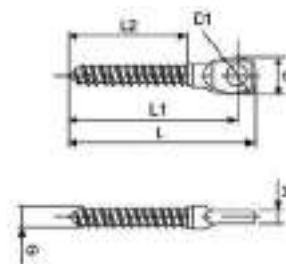


SERIE 716.16

| Code Number | PVP | G | Breaking Load (B.L Kg) | A | |
|-------------|--------|-----|------------------------|----|-----|
| 95007 | 0,79 € | M-6 | 1.000 kg | 10 | 200 |
| 95017 | 0,79 € | M-8 | 2.000 kg | 13 | 200 |

TERMINAL ANCLAJE CENTRADO

EYEBOLT SCREW THREAD
VIS A OEIL FILET BOIS
VERANKERUNGSTERMINAL MIT AUGENSCHRAUBE DURCHMESSER

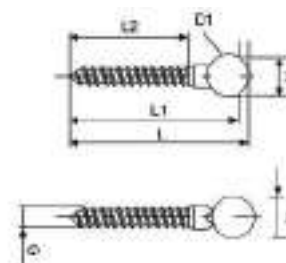


SERIE 716.17

| Code Number | PVP | Ø/G | Breaking Load (B.L Kg) | A | L | L1 | L2 | D1 | B | |
|-------------|--------|-----|------------------------|-----|------|------|----|-----|----|-----|
| 716440606T | 2,62 € | Ø6 | 1.200 kg | 3,8 | 54,6 | 49,4 | 35 | 6,3 | 11 | 150 |
| 716440808T | 3,71 € | Ø8 | 2.000 kg | 4,5 | 65,4 | 58,4 | 40 | 8,3 | 15 | 150 |

TERMINAL ANCLAJE CENTRADO PARA MADERA

EYEBOLT WOODSCREW THREAD
VIS DE BOULE À BOIS
TERMINAL SCREW-BALL FOR WOOD




SERIE 716.44

| Code Number | PVP | Ø/G | Breaking Load (B.L Kg) | A | L | L1 | L2 | D1 | |
|--------------|--------|-----|------------------------|------|------|------|----|-----|-----|
| 716440606-R4 | 4,84 € | Ø4 | 500 kg | 9,8 | 54,6 | 49,4 | 35 | 6,3 | 100 |
| 716440606-R5 | 7,68 € | Ø5 | 600 kg | 10,8 | 54,6 | 49,4 | 35 | 6,3 | 100 |
| 716440606-R6 | 8,95 € | Ø6 | 700 kg | 11,8 | 65,4 | 58,4 | 40 | 8,3 | 100 |

KIT TENSOR CABLE PRENSADO
 PRESSED CABLE TENSION KIT
 KIT DE TENSION DE CABLE PRESSÉ
 DRUCKABELSPANNUNGSSATZ



SERIE 716.40

| Code Number | PVP | Ø | Breaking Load (B.L Kg) | M | L |  |
|-------------|--------|------------|------------------------|-----|-----------|---|
| 716071904 | 1,86 € | Ø4 | 400 kg | M-6 | 1.000 mm. | 1 |
| 716071905 | 2,57 € | Ø5 | 400 kg | M-6 | 1.000 mm. | 1 |
| 716071900 | 3,94 € | Ø6 | 400 kg | M-8 | 1.000 mm. | 1 |
| MONTKIT | 8,58 € | Ø4 - 5 - 6 | | | | 1 |

Kit



TENAZA CORTA CABLES MANUAL
 WIRE ROPE CUTTER TOOL
 COUPE-CABLES
 DRAHTSEILSCHERE P/DURCHMESSER




SERIE 716.35

| Code Number | PVP | Ø | Descripción |  |
|-------------|---------|------------|---------------------------|---|
| 94035 | 71,61 € | Ø4 - 5 - 6 | Tenaza cortacables manual | 1 |

BOBINA CABLE INOXIDABLE
 WIRE ROPE INOX
 BOBINE CÂBLE INOX
 KABELSPULE KABEL INOX



SERIE 716.18

| Code Number | PVP | Ø | Breaking Load (B.L Kg) | M |  |
|---------------|----------|----|------------------------|-------|---|
| 716071904-100 | 160,51 € | Ø4 | 950 kg | 100 M | 1 |
| 716071905-100 | 239,54 € | Ø5 | 1.480 kg | 100 M | 1 |
| 716071900-25 | 67,90 € | Ø6 | 2.140 kg | 25 M | 1 |
| 716071900-100 | 271,63 € | Ø6 | 2.140 kg | 100 M | 1 |

KIT PRENSA TERMINALES INOX
 PRESS KIT TERMINAL STEEL WIRE
 KIT PRESSE TERMINAISON INOX
 PRESS KIT TERMINAL STEEL WIRE



Breaking Load (B.L)
 is equal to
 Wire apply pressure (KN)
 Press = 600 KN
 B. L. = 600 Kg

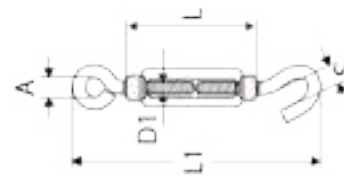


SERIE 716.50

| Code Number | PVP | Ø | Descripción |  |
|-------------|---------|------------|---|---|
| 94050 | 1.094,5 | Ø4 - 5 - 6 | Kit prensa terminales INOX (o prensa + pedal) | 1 |

TENSOR G-A DIN-1480

HOOK/EYE STAINLESS STEEL A316 TURNBUCKLE DIN-1480
 TENDEUR OEIL-CROCHET DIN-1480
 SPANNSCHLOSS HAKEN/ÖSE DIN-1480 V4A

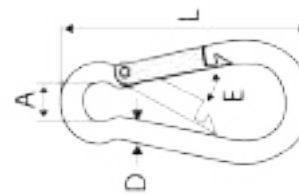


SERIE 716.20

| Code Number | PVP | D1 | A | L | L1 | S | |
|-------------|--------|-----|----|-----|-----|----|----|
| 71620-5 | 2,55 € | M-5 | 8 | 90 | 140 | 7 | 20 |
| 71620-6 | 3,89 € | M-6 | 10 | 110 | 170 | 9 | 20 |
| 71620-8 | 5,72 € | M-8 | 12 | 110 | 180 | 10 | 20 |

MOSQUETÓN MUELLE

CARBINE HOOK
 MOUSQUETON
 KARABINERHAKEN

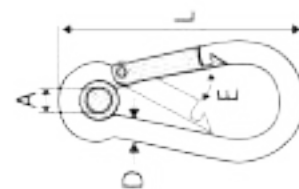


SERIE 716.21

| Code Number | PVP | D | L | A | E | |
|-------------|--------|----|----|------|-----|----|
| 71621-4 | 1,22 € | Ø4 | 40 | 6,5 | 5,5 | 50 |
| 71621-5 | 1,45 € | Ø5 | 50 | 8 | 6,5 | 50 |
| 71621-6 | 1,86 € | Ø6 | 60 | 9 | 7,5 | 50 |
| 71621-7 | 2,38 € | Ø7 | 70 | 10,5 | 8 | 50 |
| 71621-8 | 3,37 € | Ø8 | 80 | 12 | 9 | 20 |
| 71621-10 | 3,89 € | Ø9 | 90 | 15 | 12 | 20 |

MOSQUETÓN MUELLE C/G

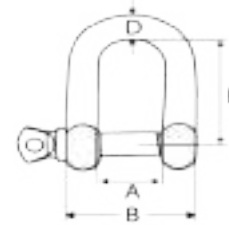
CARBINE HOOK WITH EYELET
 MOUSQUETON A OEIL
 KARABINERHAKEN MIT ÖSE




SERIE 716.22

| Code Number | PVP | D | L | A | E | |
|-------------|--------|----|----|-----|-----|----|
| 71622-4 | 1,51 € | Ø4 | 40 | 4,5 | 5,5 | 50 |
| 71622-5 | 1,68 € | Ø5 | 50 | 6 | 6,5 | 50 |
| 71622-6 | 2,15 € | Ø6 | 60 | 7 | 7,5 | 50 |
| 71622-7 | 2,62 € | Ø7 | 70 | 9 | 8 | 50 |
| 71622-8 | 3,77 € | Ø8 | 80 | 10 | 9 | 20 |

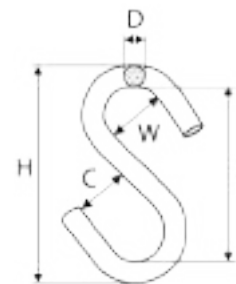
GRILLETE RECTO
 STAINLESS D SHACKLE
 MANILLE DROITE FORGEE
 SCHÄKEL GESCHMIEDET




SERIE 716.23

| Code Number | PVP | D | A | B | L |  |
|-------------|--------|-----|----|----|----|---|
| 71623-4 | 1,22 € | Ø4 | 8 | 16 | 16 | 50 |
| 71623-5 | 1,40 € | Ø5 | 10 | 20 | 20 | 50 |
| 71623-6 | 1,57 € | Ø6 | 12 | 24 | 24 | 50 |
| 71623-8 | 2,44 € | Ø8 | 16 | 32 | 32 | 50 |
| 71623-10 | 3,54 € | Ø10 | 20 | 40 | 40 | 25 |

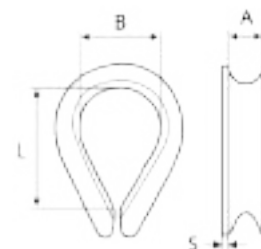
GANCHO
 S HOOK
 CROCHET EN ESSE SYMETRIQUE
 S HAKEN




SERIE 716.24

| Code Number | PVP | W | D | H | L | C |  |
|-------------|--------|----|----|----|----|-----|---|
| 71624-3 | 0,35 € | 9 | Ø3 | 30 | 24 | 4 | 100 |
| 71624-4 | 0,53 € | 12 | Ø4 | 40 | 32 | 6,5 | 100 |
| 71624-5 | 0,87 € | 15 | Ø5 | 50 | 40 | 8 | 50 |

GUARDACABOS
 THIMBLE
 COSSE COEUR
 KAUSCHE

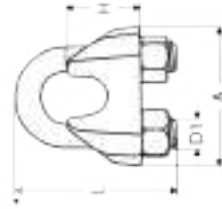



SERIE 716.25

| Code Number | PVP | Ø | A | B | L | S |  |
|-------------|--------|-----|-----|----|----|-----|---|
| 71625-4 | 0,29 € | Ø4 | 4 | 11 | 18 | 1 | 100 |
| 71625-5 | 0,35 € | Ø5 | 5,6 | 13 | 20 | 1,2 | 100 |
| 71625-6 | 0,46 € | Ø6 | 6,5 | 15 | 26 | 1,2 | 100 |
| 71625-8 | 0,64 € | Ø8 | 9 | 18 | 33 | 1,5 | 25 |
| 71625-10 | 1,63 € | Ø10 | 11 | 23 | 43 | 2 | 20 |

SUJETACABLE DIN-741

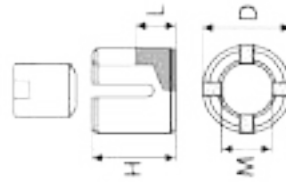
WIRE ROPE GRIP DIN-741
SERRE CABLE A ETRIER DIN-741
DRAHTSEIL-BÜGELKLEMME


**SERIE 716.26**

| Code Number | PVP | Cable (mm) | D1 | A | H | L |  |
|-------------|---------------|------------|-----|----|----|----|---|
| 71626-3 | 1,10 € | Ø3 | M-4 | 21 | 10 | 21 | 50 |
| 71626-4 | 1,22 € | Ø4 | M-4 | 22 | 10 | 22 | 50 |
| 71626-5 | 1,28 € | Ø5 | M-5 | 23 | 10 | 25 | 50 |
| 71626-6 | 1,40 € | Ø6 | M-5 | 26 | 11 | 30 | 50 |
| 71626-8 | 1,63 € | Ø8 | M-6 | 30 | 15 | 35 | 50 |
| 71626-10 | 2,44 € | Ø10 | M-8 | 34 | 17 | 45 | 50 |

SUJETACABLE CRUZ

WIRE CROSS CLAMP
SERRE CABLE CROIX
KREUZKLEMME.


**SERIE 716.29**

| Code Number | PVP | Cable (mm) | D1 | D | L | L1 |  |
|-------------|---------------|------------|------|----|----|----|---|
| 71629-3 | 5,69 € | Ø3 | M-12 | 20 | 19 | 8 | 50 |
| 71629-4 | 5,69 € | Ø4 | M-12 | 20 | 21 | 8 | 50 |
| 71629-5 | 5,69 € | Ø5 | M-12 | 20 | 23 | 10 | 50 |
| 71629-6 | 6,68 € | Ø6 | M-12 | 20 | 25 | 10 | 50 |

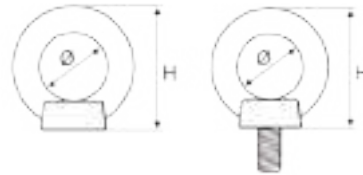
FINAL SUJETACABLE CRUZ

WIRE ROPE STOPPER
FIN SERRE CABLE CROIX
KLEMMSTOPPER

**SERIE 716.30**

| Code Number | PVP | Cable (mm) | M | L | D |  |
|-------------|---------------|------------|------|----|----|---|
| 71630-3 | 3,72 € | Ø3 | M-8 | 12 | 15 | 50 |
| 71630-4 | 3,72 € | Ø4 | M-8 | 12 | 15 | 50 |
| 71630-5 | 4,24 € | Ø5 | M-10 | 15 | 10 | 50 |
| 71630-6 | 4,24 € | Ø6 | M-10 | 15 | 10 | 50 |
| 71630-8 | 5,23 € | Ø8 | M-10 | 15 | 10 | 50 |

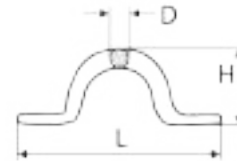
ANILLA ELEVACION DIN-580 / DIN-582
 EYEBOLT DIN-580 / DIN-582
 ANNEAU DE LEVAGE DIN-580 / DIN 582
 RINGSCHRAUBE DIN-580 / DIN-582



SERIE 716.31

| Code Number | PVP | Ø | M | H | |
|-------------|--------|-----|------|----|----|
| 71631-6M | 1,33 € | Ø16 | M-6 | 28 | 50 |
| 71631-8M | 2,21 € | Ø20 | M-8 | 33 | 50 |
| 71631-10M | 3,77 € | Ø25 | M-10 | 42 | 25 |
| 71631-6H | 1,40 € | Ø16 | M-6 | 28 | 50 |
| 71631-8H | 2,27 € | Ø20 | M-8 | 33 | 50 |
| 71631-10H | 4,36 € | Ø25 | M-10 | 42 | 25 |

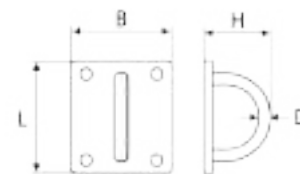
ASA DE AMARRE
 PAD EYE
 POIGNÉE D'AMARRAGE
 HALTER



SERIE 716.32

| Code Number | PVP | M | D | L | H | |
|-------------|--------|-----|----|----|----|----|
| 71632-4 | 0,46 € | M-4 | Ø4 | 40 | 16 | 50 |
| 71632-5 | 0,58 € | M-5 | Ø5 | 50 | 18 | 50 |
| 71632-6 | 0,92 € | M-6 | Ø6 | 60 | 22 | 50 |
| 71632-8 | 1,91 € | M-8 | Ø8 | 63 | 24 | 20 |

ASA AMARRE C/PLACA
 EYE PLATE
 POIGNÉE D'AMARRAGE + PLAQUE
 WAND/DECKENHAKEN PLATTE




SERIE 716.33

| Code Number | PVP | D | L | B | H | |
|-------------|--------|----|----|----|----|----|
| 71633-5 | 1,68 € | Ø5 | 35 | 30 | 20 | 25 |
| 71633-6 | 2,04 € | Ø6 | 40 | 35 | 26 | 25 |
| 71633-8 | 2,96 € | Ø8 | 50 | 40 | 32 | 50 |

TESTER DE CARGA DE RUPTURA PARA PIEZAS ROANDI

En Roandi testeamos todas nuestras series de piezas para asegurar la mejor calidad de nuestros productos a lo largo de la cadena de producción.




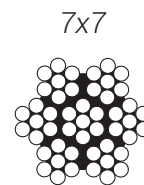
NUESTRAS PRUEBAS DE CONTROL

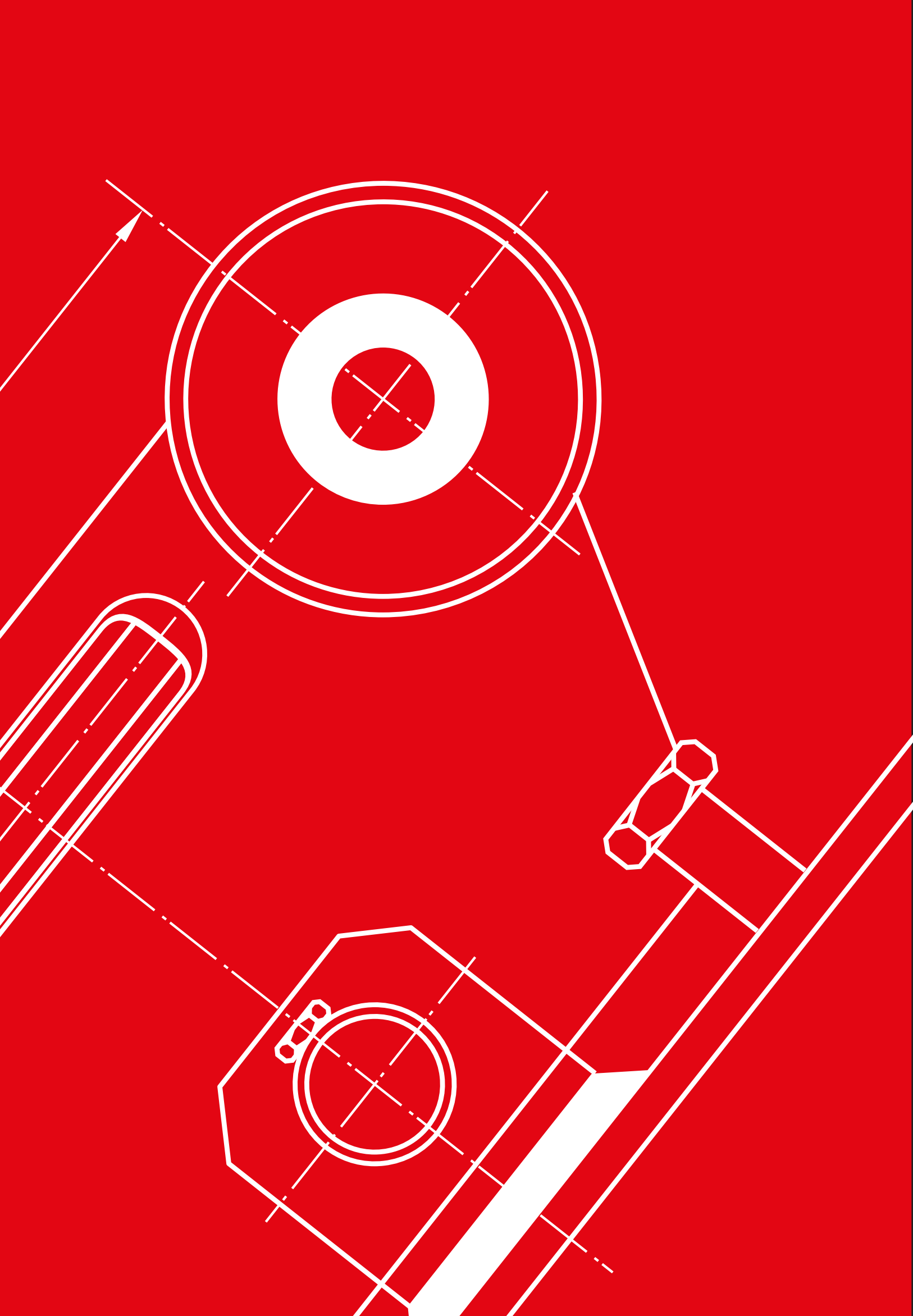
En Grupo Roandi contamos con **laboratorio propio** en donde realizamos controles de calidad a nuestros productos.


Roandi maneja siempre un **margen de error superior al 20%** de lo que indica el Breaking Load para asegurar una calidad superior en sus productos.

Cada año realizamos un **segundo testeo** en un laboratorio externo para ver las desviaciones de nuestros propios tester. Desde hace varios años confiamos en el **Laboratorio de Arquitectura de Navarra** para estas pruebas de control.

Uso exclusivo para cable rígido
Rigidez del cable mínima 7x7+0







Trabajando desde 1999





Made in Spain



R+D+i Investigación y Desarrollo

INDICE



Portail Auto-Portable 120-121

Porte Télescopique 122-123

Montures 124-128

Portes Coulissantes

| | |
|----------------------------------|---------|
| Roues | 133-136 |
| Galets avec Support / Balanciers | 137-145 |
| Rouleaus et Guides Réglables | 146-147 |
| Arrets | 148 |
| Rails | 149 |
| Cremaillere | 150 |

Portail Basculant

| | |
|--------------------------------|---------|
| Poulies Acier et Poulies Nylon | 155-157 |
| Coussinet à Guide | 157-158 |
| Charnières | 158-159 |
| Pivots | 159-160 |

Seguridad

| | |
|-----------------------------------|---------|
| Freins | 161-162 |
| Gommes, Profils Aluminium / Câble | 162-164 |

Portes Batiente

| | |
|----------------------------------|---------|
| Pivots et Supports Réglables | 169 |
| Charnière Supérieur et Inférieur | 170-171 |
| Arrets Batant et Verrous | 172-173 |
| Paumelles | 174-178 |
| Charnières / Verrous Verticals | 178-182 |

Accessoires

| | |
|---------------------------------|---------|
| Béquilles et Poignéess | 185-186 |
| Couvre Pilastres Acier et Nylon | 187-188 |
| Serrures / Serrures Électriques | 189 |
| Plusieurs / Antipaniques | 190 |

Section INOX

| | |
|---------------------------------|---------|
| Roues, Roues avec Support | 194-197 |
| Rouleaus et Guides Réglables | 198 |
| Pivots, Verrous, Arrets et Rail | 199-201 |

Moteurs 202-206

INDEX



Freestanding Doors 120-121

Telescopic Gate 122-123

Sheaves 124-128

Sliding Doors

| | |
|---------------------------|---------|
| Wheels | 133-136 |
| Supports Wheels / Rockers | 137-145 |
| Rollers and Heads | 146-147 |
| Stoppers | 148 |
| Guide Rail | 149 |
| Racks | 150 |

Overhead Doors

| | |
|-------------------------------|---------|
| Steel Pulley and Nylon Pulley | 155-157 |
| Guide Roller | 157-158 |
| Butt Hinge | 158-159 |
| Pivot Hinge | 159-160 |

Security

| | |
|-------------------------------------|---------|
| Antifalls Overhead Doors | 161-162 |
| Rubbers / Aluminium profiles /Cable | 162-164 |

Swing Doors

| | |
|-------------------------------------|---------|
| Bases and Rotation Support | 169 |
| Hinge Top et Bottom | 170-171 |
| Steel Gates Stoppers et Bolts | 172-173 |
| Hinge, Bearing Hinge and Drop Hinge | 174-178 |
| Flag Hinges Open | 178-182 |

Accessories

| | |
|------------------------|---------|
| Handles and Pullers | 185-186 |
| Covers Pipe | 187-188 |
| Locks / Electric Locks | 189 |
| Antipanic | 190 |

Section Stainless Steel

| | |
|--|---------|
| Wheels, Wheels with Support | 194-197 |
| Rollers and heads | 198 |
| Bases of rotation, Pins, Stops and Rails | 199-201 |

Motors 202-206

ÍNDICE DE PRODUCTOS



Puerta Autoportante 120-121

Puerta Telescópico 122-123

Puertas C. Colgantes 124-128

Puertas Correderas

| | |
|---------------------------------|---------|
| Ruedas | 133-136 |
| Ruedas con Soporte / Balancines | 137-145 |
| Rodillos y Cabezales | 146-147 |
| Topes | 148 |
| Carril Guía | 149 |
| Cremalleras | 150 |

Puertas Basculantes

| | |
|-----------------------------|---------|
| Poleas Acero y Poleas Nylon | 155-157 |
| Rodillos Guía | 157-158 |
| Bisagras Librillo | 158-159 |
| Puntos de Giro | 159-160 |

Seguridad

| | |
|-----------------------------------|---------|
| Anticaídas Puertas Basculantes | 161-162 |
| Gomas / Perfiles Aluminio / Cable | 162-164 |

Puertas Batientes

| | |
|--|---------|
| Base y Soporte de Giro | 169 |
| Bisagra Superior e Inferior | 170-171 |
| Topes Cancela y Pasadores | 172-173 |
| Bis. Palas Abiertas / Pasador Vertical | 174-178 |
| Pernio, Pernio Gota y Pernio Pala | 178-182 |

Complementos

| | |
|------------------------------------|---------|
| Manetas y Tiradores | 185-186 |
| Tapas Tubo / Tapón Nylon | 187-188 |
| Cerraduras / Cerraduras Eléctricas | 189 |
| Varios / Antipánicos | 190 |

Sección INOX

| | |
|---|---------|
| Ruedas, Ruedas con Soporte | 194-197 |
| Rodillos y Cabezales | 198 |
| Bases de Giro, Pasadores, Tope y Carril | 199-201 |

Motores 202-206

PUERTAS
AUTOPORTANTES



PUERTAS
COLGANTES



PUERTAS
TELESCÓPICAS



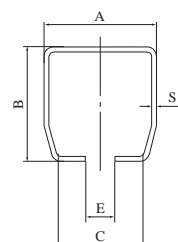
SERIE 399

Perfil puerta corredera autoportante



| Referencia | PVP | Largo | Und. | A | B | C | E | S |
|------------|-----------------|----------|------|-----|-----|----|----|---|
| 399P | 135,04 € | 3.000 mm | 1 | 67 | 67 | 49 | 23 | 3 |
| 399M | 297,24 € | 3.000 mm | 1 | 98 | 98 | 68 | 30 | 5 |
| 399G | 682,00 € | 3.000 mm | 1 | 140 | 140 | 98 | 37 | 6 |

Rail pour Portails Autoportants
 Freestanding Slidings Door Profil



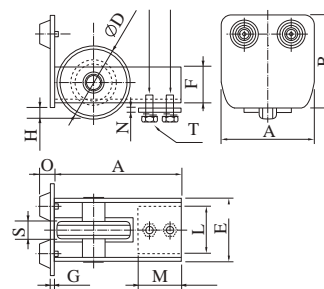
SERIE 396

Rueda Ecuentro



| Referencia | PVP | Modelo | Und. | A | B | C | E | S | F | H | L | M |
|------------|----------------|---------|------|-----|-----|-----|------|------|------|------|----|----|
| 396P | 57,60 € | Pequeño | 2 | 67 | 67 | 120 | ∅ 46 | 15 | 31,5 | 14,5 | 50 | 46 |
| 396M | 63,66 € | Mediano | 2 | 98 | 98 | 135 | ∅ 77 | 66,5 | 38 | 12 | 50 | 46 |
| 396G | 75,78 € | Grande | 2 | 140 | 140 | 165 | ∅ 97 | 95,5 | 55 | 13,5 | 50 | 60 |

Roues de Rencontre
 Encounter Wheel



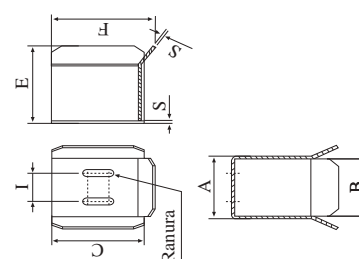
SERIE 397

Soporte Encuentro Autoportante



| Referencia | PVP | Modelo | Und. | A | B | C | E | F | I | S |
|------------|----------------|---------|------|-----|-----|-----|-----|-------|----|---|
| 397P | 45,47 € | Pequeño | 2 | 84 | 78 | 90 | 104 | 101 | 38 | 3 |
| 397M | 51,52 € | Mediano | 2 | 121 | 113 | 120 | 119 | 133 | 50 | 4 |
| 397G | 68,20 € | Grande | 2 | 164 | 154 | 165 | 140 | 179,5 | 75 | 5 |

Supports de Rencontre Àutoportant
 Box to Encounter to Freestanding





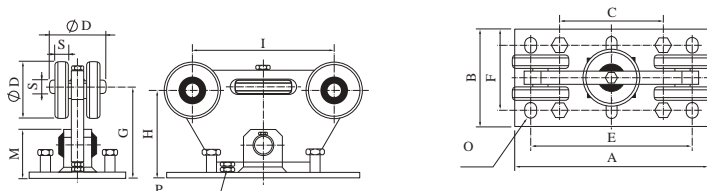
SERIE 395

Carro
Autoportante

| Referencia | PVP | Modelo | Carga | Und. | A | B | C | D | E | F | H |
|------------|-----------------|---------|----------|------|-----|-----|-----|--------|-----|-----|-----|
| 395P | 136,39 € | Pequeño | 500 Kg | 1 | 180 | 150 | 160 | Ø 59,5 | 125 | 100 | 100 |
| 395M | 242,48 € | Mediano | 1.000 Kg | 1 | 300 | 150 | 160 | Ø 86 | 250 | 100 | 135 |
| 395G | 567,40€ | Grande | 2.000 Kg | 1 | 500 | 200 | 300 | Ø 126 | 440 | 150 | 197 |



 Chariot Autoportant
 Freestanding Trolley





SERIE 9999

Extreme

Autoportante
Extremo

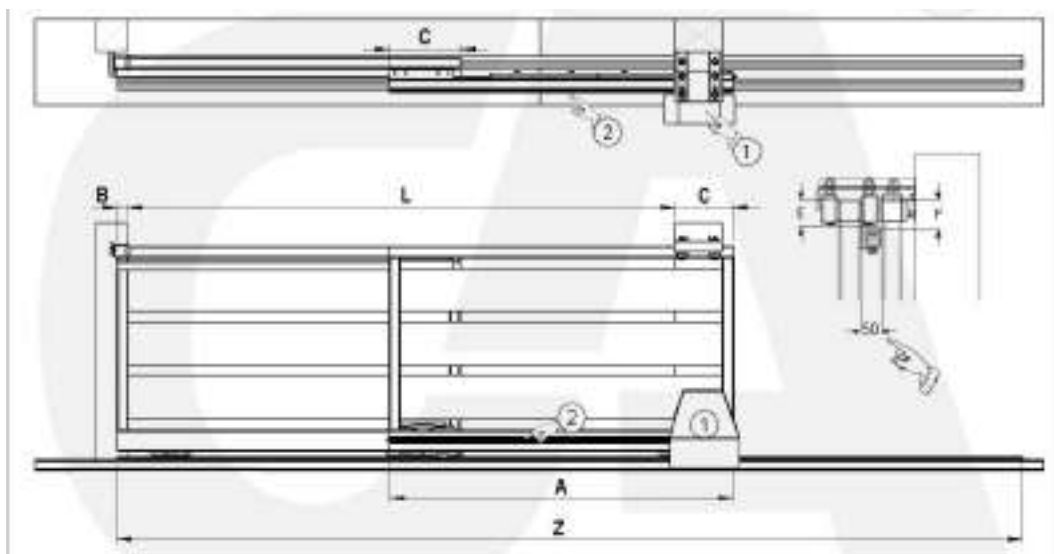
| Referencia | PVP | Modelo | Carga | Und. | A | B | C | D |
|------------|-----------------|---------|----------|------|-----|-----|-----|--------|
| 9999P | 148,44 € | Pequeño | 500 Kg | 1 | 180 | 150 | 160 | Ø 59,5 |
| 9999M | 245,72 € | Mediano | 1.000 Kg | 1 | 300 | 150 | 160 | Ø 86 |
| 9999G | 577,36 € | Grande | 2.000 Kg | 1 | 500 | 200 | 300 | Ø 126 |



 Chariot Autoportant
 Freestanding Trolley

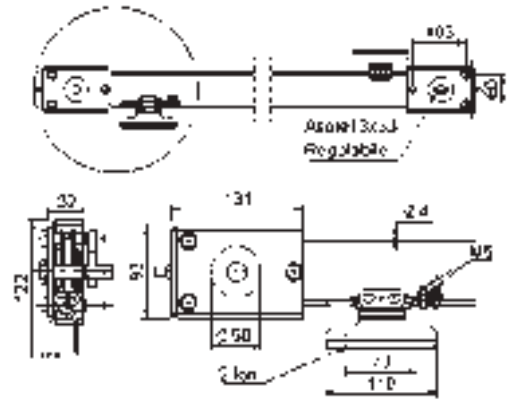


3000 KIT TELESCOPIC GATE SYSTEM



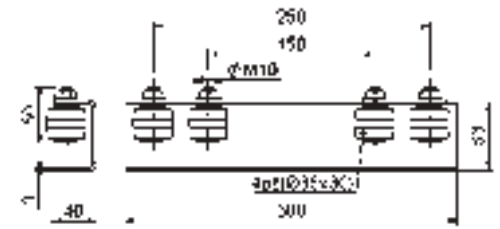
SERIE 3001

Grupo de arrastre



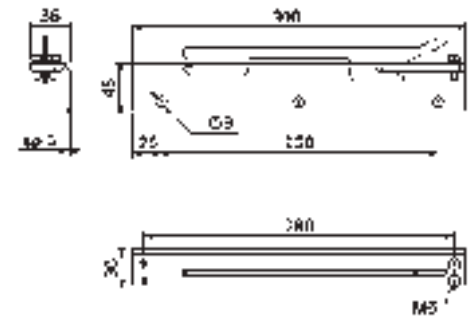
SERIE 3002

Guía interna de 4 rodillos



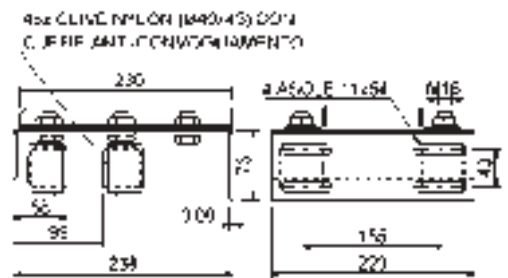
SERIE 3003

Bayoneta de enganche rápido



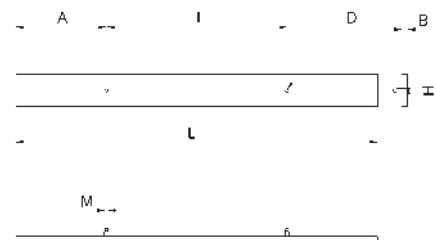

SERIE 3008

Cabezal regulable de 4 rodillos



SERIE 3009

Cubre grupo de arrastre





PUERTAS CORREDERAS COLGANTES

Puertas ligeras



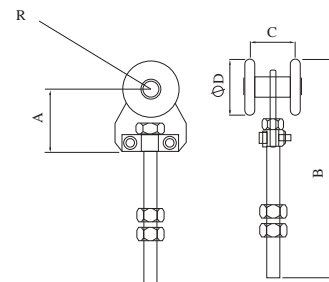
SERIE ROLSI 40

| Referencia | PVP | Und. Caja | A | B | C | D |
|------------|--------|-----------|----|-----|----|------|
| Rolsi 40 | 5,15 € | 50 | 44 | 140 | 31 | 33,7 |



50-75 Kg.

Monture Simple Pivotante
 Simple Sheave



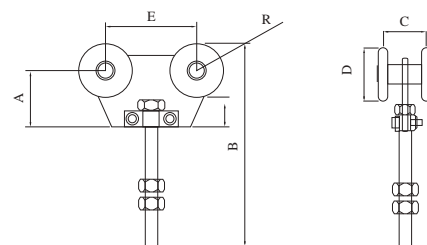
SERIE ROLDO 40

| Referencia | PVP | Und. Caja | A | B | C | D |
|------------|--------|-----------|----|-----|----|------|
| Roldo 40 | 8,17 € | 36 | 25 | 121 | 31 | 33,7 |



75-100 Kg.

Monture Double Pivotante
 Double Sheave



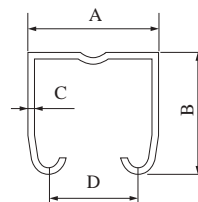
SERIE 600

Perfil



| Referencia | PVP | Modelo | Und. Caja | L | A | B | C | D |
|------------|----------------|-----------|-----------|-------|----|----|-----|------|
| 640 | 39,20 € | Perfil 40 | 1 | 3.000 | 40 | 40 | 1,5 | 27,4 |
| 660 | 64,96 € | Perfil 60 | 1 | 3.000 | 60 | 55 | 2,5 | 38,5 |

Rails Simples
 Sheaves Profiles



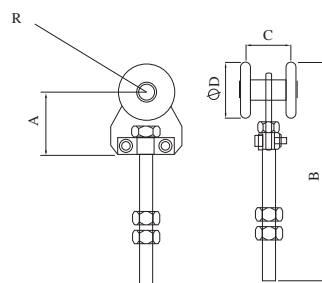
SERIE ROLSI 60

| Referencia | PVP | Und. Caja | A | B | C | D |
|------------|---------------|-----------|----|-----|------|------|
| Rolsi 60 | 8,00 € | 25 | 52 | 170 | 42,7 | 47,5 |



100-150 Kg.

Monture Simple
 Simple Sheave



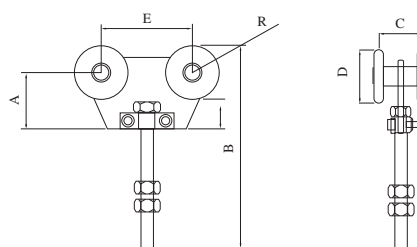
SERIE ROLDO 60

| Referencia | PVP | Und. Caja | A | B | C | D |
|------------|----------------|-----------|----|-----|------|------|
| Roldo 60 | 13,50 € | 12 | 52 | 170 | 42,7 | 47,5 |



150-200 Kg.

Monture Double
 Double Sheave



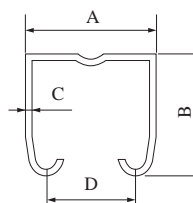


SERIE 600

SopORTE pared



| Referencia | PVP | Modelo | Und. Caja | A |
|------------|---------------|--------|-----------|-----------|
| 641 | 2,98 € | Sopt40 | 50 | Perfil 40 |
| 661 | 4,14 € | Sopt60 | 50 | Perfil 60 |

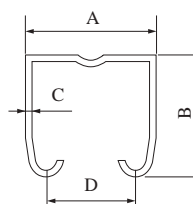


SERIE 600

Perfil curvo



| Referencia | PVP | Modelo | A | B |
|------------|-----------------|-------------|----|-----|
| 640R | 79,87 € | Perfcurvo40 | 40 | 500 |
| 660R | 135,08 € | Perfcurvo60 | 60 | 500 |

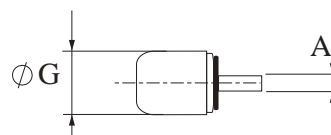


SERIE G17030

Tope perfil



| Referencia | PVP | Und. Caja | A | Ø |
|------------|---------------|-----------|-----|----|
| G17030 | 3,24 € | 50 | M-8 | 40 |





PUERTAS CORREDERAS COLGANTES

Puertas pesadas de
hasta 1.000 Kg.

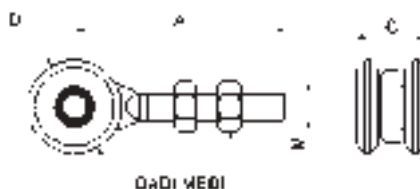


SERIE 753

Simple



| Referencia | PVP | Und. Caja | A | C | ØD | M | Soporta |
|------------|----------------|-----------|-----|----|----|----|---------|
| 753P | 8,80 € | 12 | 60 | 20 | 24 | 8 | 50 kg. |
| 753M | 17,21 € | 12 | 95 | 22 | 42 | 12 | 300 kg. |
| 753G | 28,98 € | 6 | 125 | 30 | 55 | 20 | 550 kg. |

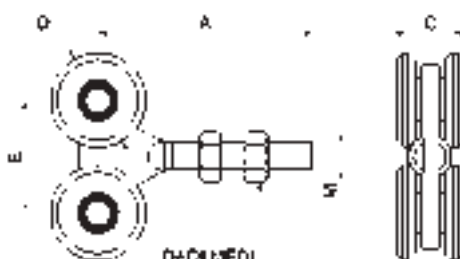


SERIE 754

Doble



| Referencia | PVP | Und. Caja | A | C | ØD | E | M | Soporta |
|------------|----------------|-----------|-----|----|----|----|-----|----------|
| 754M | 24,90 € | 6 | 95 | 22 | 42 | 50 | M12 | 900 kg. |
| 754G | 43,46 € | 6 | 125 | 30 | 55 | 60 | M20 | 1000 kg. |

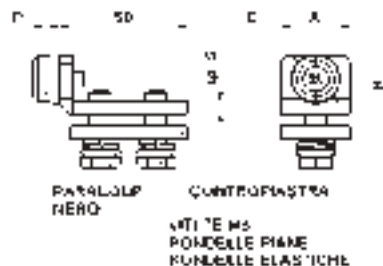


SERIE 921

Tope pesado



| Referencia | PVP | Und. Caja | A | H | ØD | P | Dimensión |
|------------|----------------|-----------|----|------|----|----|------------|
| 921P/M | 14,03 € | 20 | 27 | 22,5 | 19 | 10 | 27x46 sp.5 |
| 921G | 15,84 € | 10 | 50 | 39 | 29 | 12 | 50x46 sp.5 |



SERIE 920

Perfil pesado



| Referencia | PVP | Und. Caja | L | A | C | H | sp |
|------------|-----------------|-----------|------|----|----|----|-----|
| 920P | 67,92 € | 1 | 3000 | 33 | 20 | 34 | 2 |
| 920M | 113,20 € | 1 | 3000 | 42 | 22 | 54 | 2,5 |
| 920G | 158,47 € | 1 | 3000 | 57 | 30 | 67 | 3 |



SERIE 922

Soporte techo



| Referencia | PVP | Und. Caja | A | B | C | L | SP. | sp. |
|------------|----------------|-----------|----|----|-----|----|-----|-----|
| 922P | 16,18 € | 6 | 41 | 48 | 110 | 60 | 4 | 3 |
| 922M | 18,11 € | 6 | 52 | 71 | 120 | 60 | 4 | 4 |
| 922G | 20,38 € | 6 | 66 | 86 | 130 | 60 | 4 | 4 |

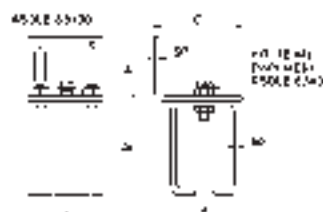


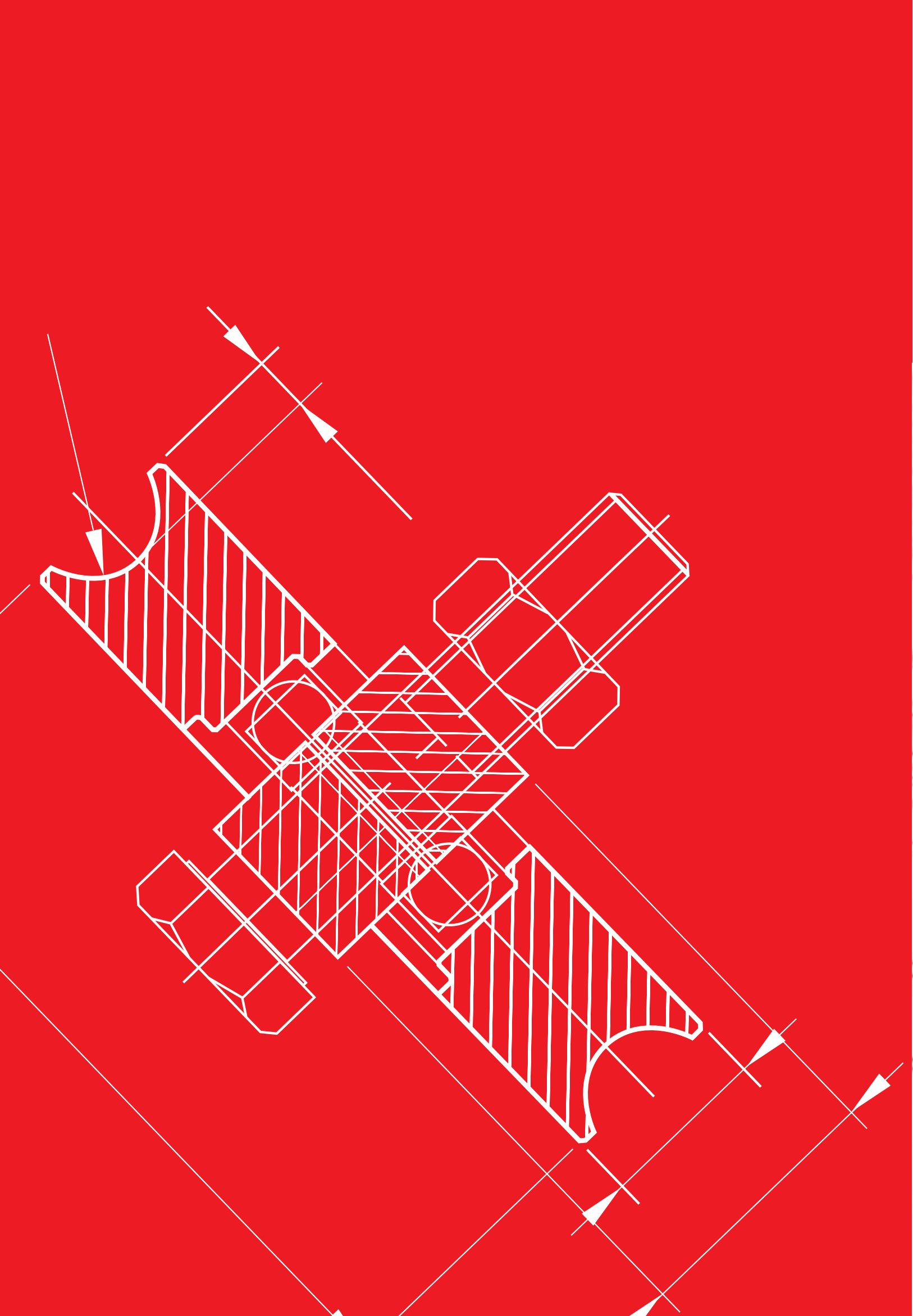
SERIE 924

Soporte pared



| Referencia | PVP | Und. Caja | A | B | C | L | SP. | sp. |
|------------|----------------|-----------|----|----|----|----|-----|-----|
| 924P | 12,68 € | 6 | 41 | 48 | 60 | 60 | 4 | 3 |
| 924M | 14,94 € | 6 | 52 | 71 | 70 | 60 | 4 | 4 |
| 924G | 17,21 € | 6 | 66 | 86 | 80 | 60 | 4 | 4 |





PUERTAS
CORREDERAS



ÍNDICE DE PRODUCTOS



Puertas Correderas

| | |
|---------------------------------|---------|
| Ruedas | 133-136 |
| Ruedas con Soporte / Balancines | 137-145 |
| Rodillos y Cabezales | 146-147 |
| Topes | 148 |
| Carril Guía | 149 |
| Cremalleras | 150 |



Sliding Doors

| | |
|---------------------------|---------|
| Wheels | 133-136 |
| Supports Wheels / Rockers | 137-145 |
| Rollers and Heads | 146-147 |
| Stoppers | 148 |
| Guide Rail | 149 |
| Racks | 150 |



Portes Coulissantes

| | |
|----------------------------------|---------|
| Roues | 133-136 |
| Galets avec Support / Balanciers | 137-145 |
| Rouleaus et Guides Réglables | 146-147 |
| Arrets | 148 |
| Rails | 149 |
| Cremaillere | 150 |

SERIE 3

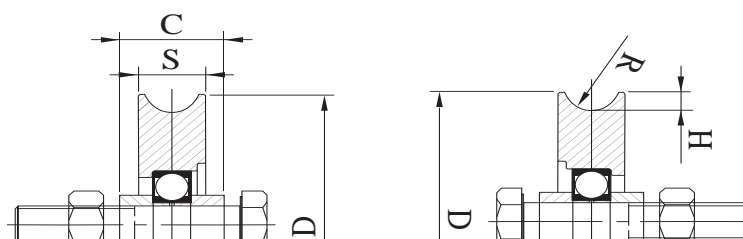
R-20



| Referencia | PVP | Ø (D) | Carga | Und. | C | H | S | R | Métrica |
|------------|---------|-------|-------|------|----|-----|----|------|-----------|
| 3060 | 10,80 € | 60 | 400 | 20 | 34 | 9,3 | 24 | 20,6 | M 14 x 70 |
| 3080 | 10,90 € | 80 | 600 | 6 | 34 | 9,3 | 24 | 20,6 | M 14 x 70 |
| 3090 | 13,59 € | 90 | 600 | 6 | 34 | 9,3 | 24 | 20,6 | M 14 x 70 |
| 3100 | 14,36 € | 100 | 600 | 6 | 34 | 9,3 | 24 | 20,6 | M 14 x 70 |
| 3120 | 20,50 € | 120 | 600 | 4 | 34 | 9,3 | 24 | 20,6 | M 14 x 70 |

*Incluye tornillo M14x70 y tuerca

Gorge Ronde
 Round Channel



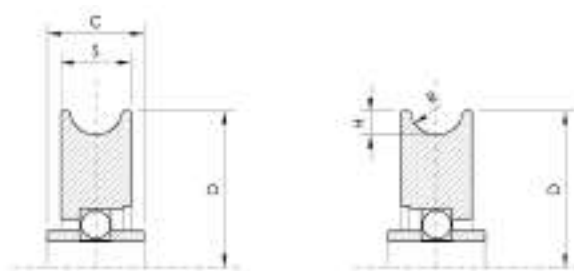
SERIE 3/M-16

R-20



| Referencia | PVP | Ø (D) | Carga | Und. | C | H | S | R | Métrica |
|------------|---------|-------|-------|------|----|-----|----|------|---------|
| 3080Z/M-16 | 12,32 € | 80 | 600 | 12 | 34 | 9,3 | 27 | 20,6 | M 16 |
| 3090Z/M-16 | 14,22 € | 90 | 600 | 8 | 34 | 9,3 | 27 | 20,6 | M 16 |
| 3100Z/M-16 | 15,93 € | 100 | 600 | 8 | 34 | 9,3 | 27 | 20,6 | M 16 |
| 3120Z/M-16 | 22,36 € | 120 | 600 | 6 | 37 | 9,3 | 27 | 20,6 | M 16 |

Gorge Ronde
 Round Channel



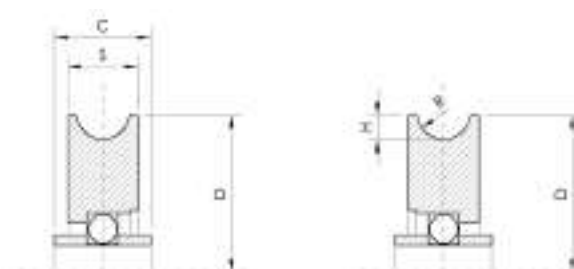
SERIE 3

R-20



| Referencia | PVP | Ø (D) | Carga | Und. | C | H | S | R | Métrica |
|------------|---------|-------|-------|------|----|-----|----|------|---------|
| 3140 | 27,95 € | 140 | 720 | 8 | 37 | 9,3 | 27 | 20,6 | M 16 |
| 3150 | 32,96 € | 150 | 720 | 6 | 37 | 9,3 | 27 | 20,6 | M 16 |
| 3160 | 35,95 € | 160 | 720 | 4 | 37 | 9,3 | 27 | 20,6 | M 16 |
| 3180 | 47,50 € | 180 | 720 | 4 | 37 | 9,3 | 27 | 20,6 | M 16 |
| 3200 | 51,95 € | 200 | 720 | 4 | 37 | 9,3 | 27 | 20,6 | M 16 |
| 3220 | 61,51 € | 220 | 720 | 4 | 37 | 9,3 | 27 | 20,6 | M 16 |
| 3250 | 96,69 € | 250 | 1200 | 2 | 37 | 9,3 | 33 | 20,6 | M 16 |

Gorge Ronde
 Round Channel





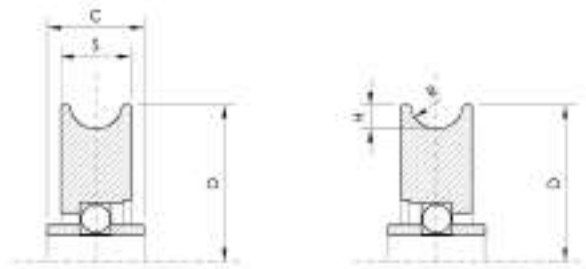
SERIE 3

R-20 Nylon

| Referencia | PVP | Ø (D) | Carga | Und. | C | H | S | R | Métrica |
|------------|----------------|-------|-------|------|----|---|----|------|---------|
| 3080N | 10,35 € | 80 | 600 | 12 | 37 | 9 | 27 | 20,6 | M 16 |
| 3090N | 12,43 € | 90 | 600 | 8 | 37 | 9 | 27 | 20,6 | M 16 |
| 3100N | 13,31 € | 100 | 600 | 6 | 37 | 9 | 27 | 20,6 | M 16 |
| 3120N | 20,21 € | 120 | 600 | 6 | 37 | 9 | 27 | 20,6 | M16 |



 Gorge Ronde
 Round Channel





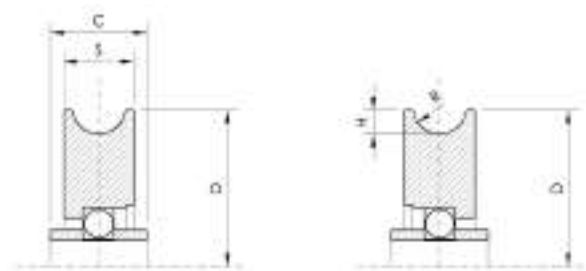
SERIE 4

R-16

| Referencia | PVP | Ø (D) | Carga | Und. | C | H | S | R | Métrica |
|------------|----------------|-------|-------|------|----|---|----|------|---------|
| 4080 | 13,67 € | 80 | 600 | 12 | 37 | 8 | 23 | 16,4 | M 16 |
| 4090 | 13,52 € | 90 | 600 | 8 | 37 | 8 | 23 | 16,4 | M 16 |
| 4100 | 15,92 € | 100 | 600 | 6 | 37 | 8 | 23 | 16,4 | M 16 |
| 4120 | 20,36 € | 120 | 600 | 6 | 37 | 8 | 23 | 16,4 | M 16 |



 Gorge Ronde
 Round Channel





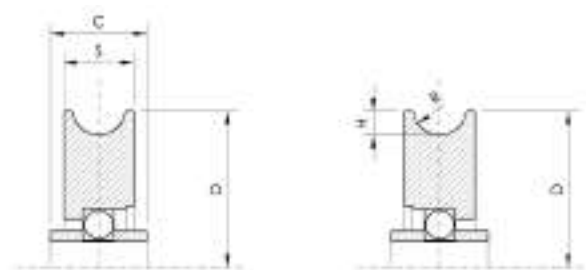
SERIE 4N

R-16 Nylon

| Referencia | PVP | Ø (D) | Carga | Und. | C | H | S | R | Métrica |
|------------|----------------|-------|-------|------|----|---|----|------|---------|
| 4080N | 10,94 € | 80 | 600 | 12 | 37 | 8 | 23 | 16,4 | M 16 |
| 4100N | 18,21 € | 100 | 600 | 6 | 37 | 8 | 23 | 16,4 | M 16 |



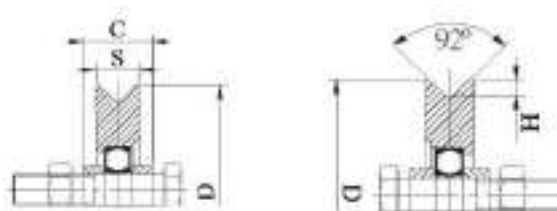


 Gorge Ronde
 Round Channel




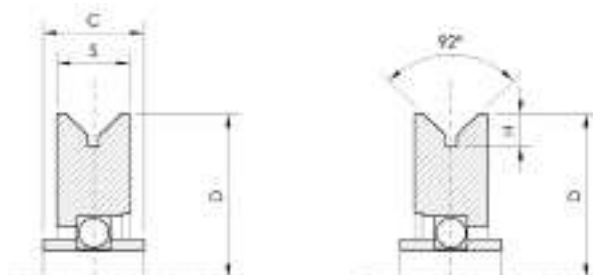






SERIE 5




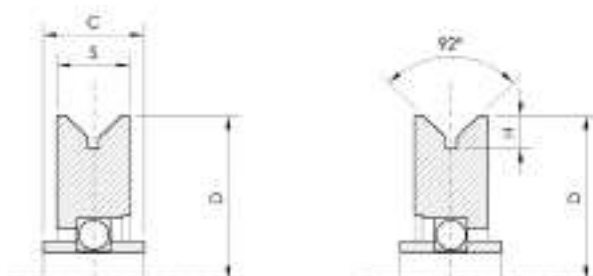
Angular V








 Gorge en V
 Angular Channel

| Referencia | PVP | Ø (D) | Carga | Und. | C | H | S | Canal | Métrica |
|------------|----------------|-------|-------|------|----|-----|----|-------|-----------|
| 5060 | 10,80 € | 60 | 400 | 20 | 34 | 9,3 | 23 | V | M 14 x 70 |
| 5080 | 10,90 € | 80 | 600 | 6 | 34 | 7,8 | 20 | V | M 14 x 70 |
| 5090 | 13,58 € | 90 | 600 | 6 | 34 | 7,8 | 21 | V | M 14 x 70 |
| 5100 | 14,35€ | 100 | 600 | 6 | 34 | 7,8 | 21 | V | M 14 x 70 |
| 5120 | 20,50 € | 120 | 600 | 4 | 34 | 8,8 | 25 | V | M 14 x 70 |

SERIE 5/M-16Angular  Gorge en 
 Angular Channel




| Referencia | PVP | Ø (D) | Carga | Und. | C | H | S | Canal | Métrica |
|------------|----------------|-------|-------|------|----|-----|----|---|---------|
| 5080Z/M-16 | 12,32 € | 80 | 600 | 12 | 34 | 7,8 | 26 |  | M 16 |
| 5090Z/M-16 | 14,22 € | 90 | 600 | 8 | 34 | 7,8 | 26 |  | M 16 |
| 5100Z/M-16 | 15,93 € | 100 | 600 | 8 | 34 | 7,8 | 26 |  | M 16 |
| 5120Z/M-16 | 22,36 € | 120 | 600 | 6 | 34 | 8,8 | 26 |  | M 16 |

SERIE 5Angular  Gorge en 
 Angular Channel




| Referencia | PVP | Ø (D) | Carga | Und. | C | H | S | Canal | Métrica |
|------------|----------------|-------|-------|------|----|---|----|---|---------|
| 5140 | 25,95 € | 140 | 720 | 8 | 37 | 8 | 26 |  | M 16 |
| 5150 | 29,45 € | 150 | 720 | 6 | 37 | 8 | 26 |  | M 16 |
| 5160 | 30,24 € | 160 | 720 | 4 | 37 | 8 | 26 |  | M 16 |
| 5180 | 35,45 € | 180 | 720 | 4 | 37 | 8 | 26 |  | M 16 |
| 5200 | 48,95 € | 200 | 720 | 4 | 37 | 8 | 26 |  | M 16 |
| 5220 | 61,52 € | 220 | 720 | 4 | 37 | 8 | 26 |  | M 16 |
| 5250 | 96,68 € | 250 | 1200 | 2 | 39 | 8 | 26 |  | M 16 |


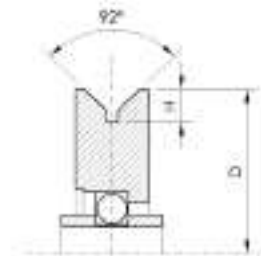
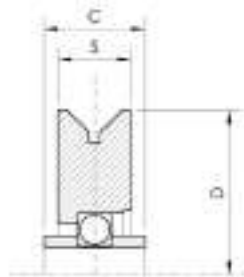
SERIE 5N

Angular
Nylon 

| Referencia | PVP | Ø (D) | Carga | Und. | C | D | H | S | Canal | Métrica |
|------------|----------------|-------|-------|------|----|-----|---|----|---|---------|
| 5080N | 12,95 € | 80 | 600 | 12 | 37 | 80 | 8 | 26 |  | M 16 |
| 5090N | 12,43 € | 90 | 600 | 8 | 37 | 90 | 8 | 26 |  | M 16 |
| 5100N | 18,21 € | 100 | 600 | 6 | 37 | 100 | 8 | 26 |  | M 16 |



 Gorge en 
 Angular Channel



SERIE 26

R-20
Soporte Atornillar

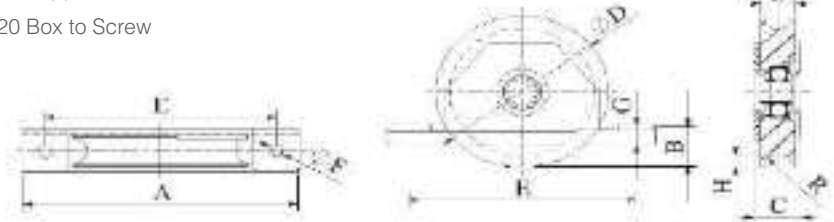


| Referencia | PVP | Ø (D) | Carga | Und. | A | B | C | E | F | G | H | R |
|------------|----------------|-------|-------|------|-----|------|------|-----|----|------|-----|------|
| 26080 | 11,38 € | 80 | 600 | 6 | 135 | 27,8 | 32,5 | 110 | 9 | 14 | 9,3 | 20,6 |
| 26090 | 15,77 € | 90 | 600 | 6 | 155 | 23,3 | 32,5 | 130 | 9 | 14,5 | 9,3 | 20,6 |
| 26100 | 15,90 € | 100 | 600 | 6 | 155 | 28,3 | 32,5 | 130 | 9 | 14,5 | 9,3 | 20,6 |
| 26120 | 22,80 € | 120 | 600 | 6 | 185 | 31,8 | 33 | 155 | 9 | 15 | 9,3 | 20,6 |
| 26140 | 33,43 € | 140 | 600 | 4 | 205 | 31,8 | 33 | 175 | 11 | 17 | 9,8 | 20,6 |



R-20 Support Interieur

R-20 Box to Screw



SERIE 26/16

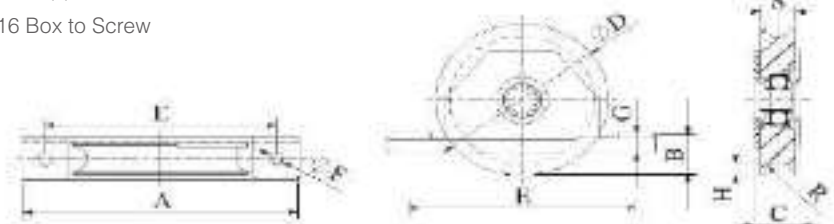
R-16
Soporte Atornillar

| Referencia | PVP | Ø (D) | Carga | Und. | A | B | C | E | F | G | H | R |
|------------|----------------|-------|-------|------|-----|------|------|-----|---|------|-----|------|
| 26080/16 | 12,34 € | 80 | 600 | 6 | 135 | 23,3 | 32,5 | 130 | 9 | 14,5 | 9,3 | 16,4 |
| 26090/16 | 13,71 € | 90 | 600 | 6 | 155 | 28,3 | 32,5 | 130 | 9 | 14,5 | 9,3 | 16,4 |
| 26100/16 | 15,90 € | 100 | 600 | 6 | 155 | 31,8 | 33 | 155 | 9 | 15 | 9,3 | 16,4 |



R-16 Support Interieur

R-16 Box to Screw



SERIE 26L

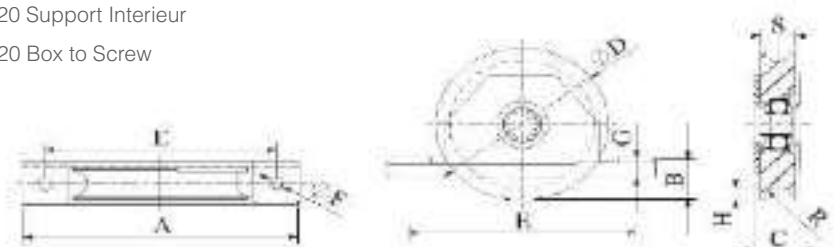
R-20 Láser
Soporte Atornillar

| Referencia | PVP | Ø (D) | Carga | Und. | A | B | C | E | F | G | H | R | S |
|------------|----------------|-------|-------|------|-----|------|------|-----|----|----|-----|------|----|
| 26060Z-L | 14,73 € | 60 | 450 | 12 | 107 | 30 | 31 | 89 | 6 | 12 | 9,3 | 20,6 | 25 |
| 26080Z-L | 17,14 € | 80 | 600 | 8 | 137 | 36 | 34,8 | 115 | 11 | 15 | 9,3 | 20,6 | 27 |
| 26100Z-L | 23,58 € | 100 | 600 | 6 | 157 | 37 | 34,8 | 135 | 11 | 15 | 9,3 | 20,6 | 27 |
| 26120Z-L | 29,08 € | 120 | 600 | 6 | 185 | 31,8 | 33 | 155 | 9 | 15 | 9,3 | 20,6 | 24 |



R-20 Support Interieur

R-20 Box to Screw



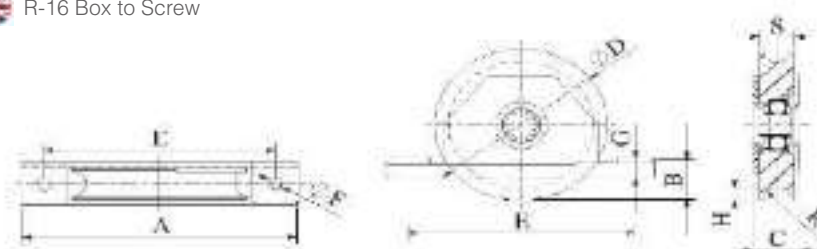
SERIE 26L/16

R-16 Láser
Soporte
Atornillar

| Referencia | PVP | Ø (D) | Carga | Und. | A | B | C | E | F | G | H | R | S |
|-------------|----------------|-------|-------|------|-----|----|------|-----|----|----|-----|------|----|
| 26080/16Z-L | 18,63 € | 80 | 600 | 8 | 132 | 36 | 34,8 | 115 | 11 | 11 | 9,3 | 16,4 | 26 |
| 26100/16Z-L | 23,58 € | 100 | 600 | 6 | 157 | 37 | 34,8 | 135 | 11 | 11 | 9,3 | 16,4 | 26 |



R-16 Support Interieur
 R-16 Box to Screw



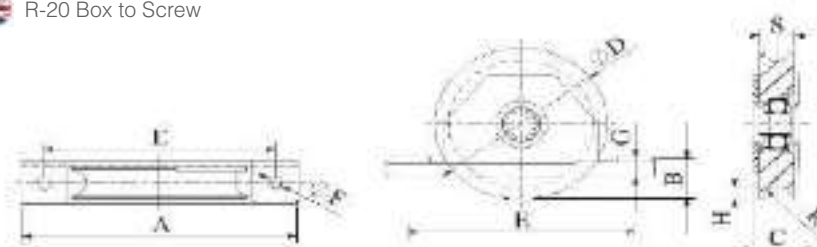
SERIE 26N

R-20 Nylon
Soporte
Atornillar

| Referencia | PVP | Ø (D) | Carga | Und. | A | B | C | E | F | G | H | R | S |
|------------|----------------|-------|-------|------|-----|------|------|-----|---|------|-----|------|----|
| 26080N | 13,90 € | 80 | 600 | 8 | 135 | 27,8 | 32,5 | 110 | 9 | 14 | 9,3 | 20,6 | 24 |
| 26090N | 19,26 € | 90 | 600 | 8 | 155 | 23,3 | 32,5 | 130 | 9 | 14,5 | 9,3 | 20,6 | 24 |
| 26100N | 19,26 € | 100 | 600 | 6 | 155 | 28,3 | 32,5 | 130 | 9 | 14,5 | 9,3 | 20,6 | 24 |
| 26120N | 23,21 € | 120 | 600 | 6 | 185 | 31,8 | 33 | 155 | 9 | 15 | 9,3 | 20,6 | 24 |



R-20 Support Interieur
 R-20 Box to Screw



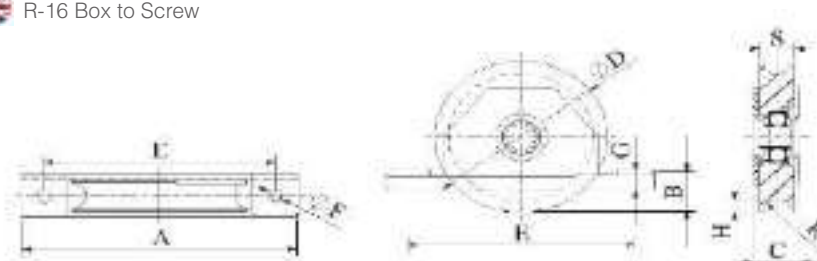
SERIE 26N/16

R-16 Nylon
Soporte
Atornillar

| Referencia | PVP | Ø (D) | Carga | Und. | A | B | C | E | F | G | H | R | S |
|------------|----------------|-------|-------|------|-----|------|------|-----|---|------|-----|------|----|
| 26080N/16 | 15,52 € | 80 | 600 | 8 | 155 | 23,3 | 32,5 | 113 | 9 | 14,5 | 9,3 | 16,4 | 24 |
| 26100N/16 | 23,54 € | 100 | 600 | 6 | 185 | 31,8 | 33 | 130 | 9 | 15 | 9,3 | 16,4 | 24 |



R-16 Support Interieur
 R-16 Box to Screw



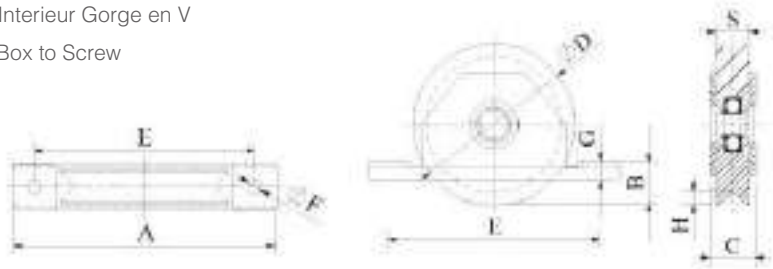
SERIE 27

Angular V
Soporte Atornillar



| Referencia | PVP | Ø (D) | Carga | Und | Canal | A | B | C | E | F | G |
|------------|----------------|-------|-------|-----|-------|-----|------|------|-----|---|------|
| 27080 | 11,38 € | 80 | 600 | 6 | V | 135 | 27,8 | 32,5 | 110 | 9 | 14 |
| 27090 | 15,77 € | 90 | 600 | 6 | V | 155 | 23,3 | 32,5 | 130 | 9 | 14,5 |
| 27100 | 15,90 € | 100 | 600 | 6 | V | 155 | 28,3 | 32,5 | 130 | 9 | 14,5 |
| 27120 | 22,80 € | 120 | 600 | 6 | V | 185 | 31,8 | 33 | 155 | 9 | 15 |

Support Interieur Gorge en V
 Angular Box to Screw



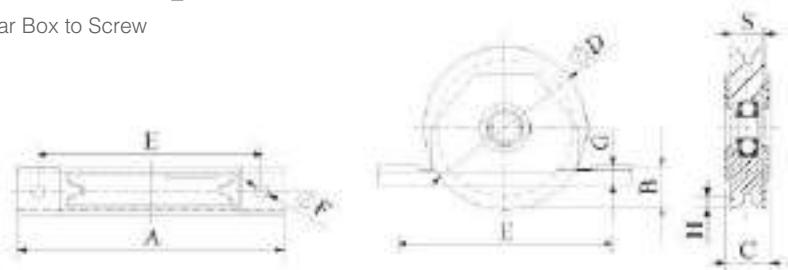
SERIE 27L

Angular Y
Soporte Atornillar



| Referencia | PVP | Ø (D) | Carga | Und | Canal | A | B | C | E | F | G |
|------------|----------------|-------|-------|-----|-------|-----|----|------|-----|----|----|
| 27060Z-L | 14,73 € | 60 | 450 | 12 | Y | 107 | 30 | 31 | 89 | 6 | 11 |
| 27080Z-L | 16,43 € | 80 | 600 | 8 | Y | 137 | 33 | 34,5 | 102 | 11 | 15 |
| 27100Z-L | 22,64 € | 100 | 600 | 6 | Y | 157 | 35 | 34,5 | 132 | 11 | 15 |
| 27120Z-L | 30,34 € | 120 | 600 | 6 | Y | 189 | 33 | 34,5 | 155 | 10 | 15 |

Support Interieur Gorge en Y
 Angular Box to Screw



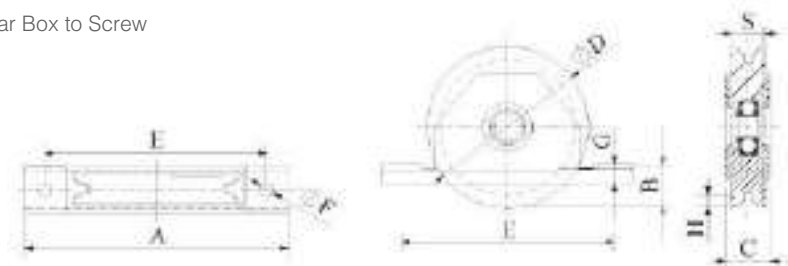
SERIE 27N

Angular Nylon Y
Soporte Atornillar



| Referencia | PVP | Ø (D) | Carga | Und | Canal | A | B | C | E | F | G | H |
|------------|----------------|-------|-------|-----|-------|-----|----|------|-----|----|----|------|
| 27080N | 13,90 € | 80 | 600 | 8 | Y | 137 | 33 | 34,5 | 102 | 11 | 16 | 10,5 |
| 27090N | 20,11 € | 90 | 600 | 8 | Y | 147 | 30 | 34,5 | 122 | 11 | 16 | 11,5 |
| 27100N | 20,11 € | 100 | 600 | 6 | Y | 157 | 35 | 34,5 | 132 | 11 | 16 | 11,5 |
| 27120N | 23,21 € | 120 | 600 | 6 | Y | 189 | 33 | 34,5 | 167 | 10 | 16 | 11,5 |

Support Interieur Gorge en Y
 Angular Box to Screw



SERIE 24

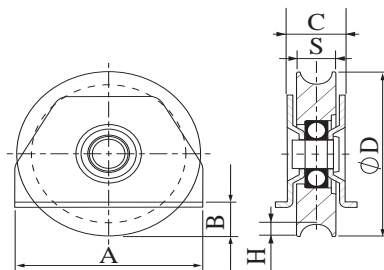
R-20
Soporte Soldar

CA combiarialdo

| Referencia | PVP | Ø (D) | Ancho | Carga | Und. | A | B | C | H | S | R |
|------------|----------------|-------|-------|-------|------|-----|------|----|-----|----|------|
| 24080 | 11,38 € | 80 | 32 | 600 | 6 | 80 | 19,8 | 33 | 9,3 | 24 | 20,6 |
| 24090 | 15,77 € | 90 | 32 | 600 | 6 | 100 | 21,8 | 33 | 9,3 | 24 | 20,6 |
| 24100 | 15,90 € | 100 | 32 | 600 | 6 | 100 | 20,3 | 33 | 9,3 | 24 | 20,6 |
| 24120 | 22,80 € | 120 | 32 | 600 | 6 | 120 | 20,8 | 33 | 9,3 | 24 | 20,6 |
| 24140 | 33,43 € | 140 | 32 | 600 | 4 | 140 | 19,8 | 34 | 9,3 | 24 | 20,6 |



R-20 Platine Exterieur
 R-20 Box to Weld



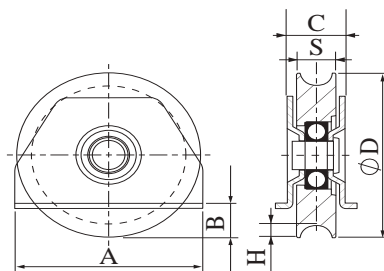
SERIE 24/16

R-16
Soporte Soldar

| Referencia | PVP | Ø (D) | Ancho | Carga | Und. | A | B | C | H | S | R |
|------------|----------------|-------|-------|-------|------|-----|----|------|-----|----|------|
| 24080/16 | 12,34 € | 80 | 32 | 600 | 6 | 85 | 16 | 34,5 | 9,3 | 24 | 16,4 |
| 24090/16 | 14,76 € | 90 | 32 | 600 | 8 | 108 | 29 | 34,5 | 9,3 | 24 | 16,4 |
| 24100/16 | 15,90 € | 100 | 32 | 600 | 6 | 124 | 29 | 34,5 | 9,3 | 24 | 16,4 |



R-16 Platine Exterieur
 R-16 Box to Weld



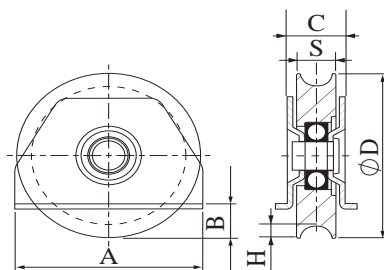
SERIE 24L

R-20 Láser
Soporte Soldar

| Referencia | PVP | Ø (D) | Ancho | Carga | Und. | A | B | C | H | S | R |
|------------|----------------|-------|-------|-------|------|-----|----|------|-----|----|------|
| 24060Z-L | 13,48 € | 60 | 31 | 450 | 12 | 65 | 11 | 32 | 9,3 | 25 | 20,6 |
| 24080Z-L | 14,89 € | 80 | 32 | 600 | 8 | 85 | 16 | 34,5 | 9,3 | 27 | 20,6 |
| 24090Z-L | 21,67 € | 90 | 34 | 600 | 8 | 95 | 16 | 34,5 | 9,3 | 27 | 20,6 |
| 24100Z-L | 19,95 € | 100 | 34 | 600 | 6 | 108 | 16 | 34,5 | 9,3 | 27 | 20,6 |
| 24120Z-L | 27,02 € | 120 | 34 | 600 | 6 | 124 | 16 | 34,5 | 9,3 | 27 | 20,6 |



R-20 Platine Exterieur
 R-20 Box to Weld





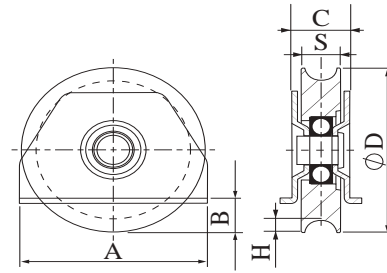
SERIE 24L/16

R-16 Láser
Soporte Soldar

| Referencia | PVP | Ø (D) | Ancho | Carga | Und. | A | B | C | H | S | R |
|-------------|----------------|-------|-------|-------|------|-----|----|------|-----|----|------|
| 24080/16Z-L | 13,97 € | 80 | 32 | 600 | 8 | 85 | 16 | 34,5 | 9,3 | 24 | 16,4 |
| 24090/16Z-L | 17,24 € | 90 | 32 | 600 | 8 | 108 | 29 | 34,5 | 9,3 | 24 | 16,4 |
| 24100/16Z-L | 19,95 € | 100 | 32 | 600 | 6 | 124 | 29 | 34,5 | 9,3 | 24 | 16,4 |



 R-16 Platine Exterieur
 R-16 Box to Weld



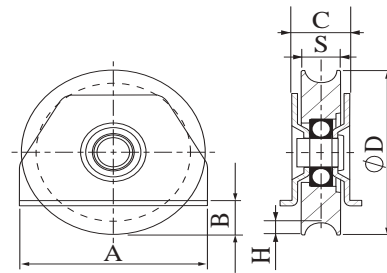
SERIE 24N

R-20
Soporte Soldar

| Referencia | PVP | Ø (D) | Ancho | Carga | Und. | A | B | C | H | S | R |
|------------|----------------|-------|-------|-------|------|-----|----|------|-----|----|------|
| 24080N | 15,52 € | 80 | 34 | 600 | 8 | 85 | 16 | 34,5 | 9,3 | 27 | 20,6 |
| 24100N | 17,83 € | 100 | 34 | 600 | 6 | 108 | 29 | 34,5 | 9,3 | 27 | 20,6 |
| 24120N | 23,28 € | 120 | 34 | 600 | 6 | 124 | 29 | 34,5 | 9,3 | 27 | 20,6 |



 R-20 Platine Exterieur
 R-20 Box to Weld





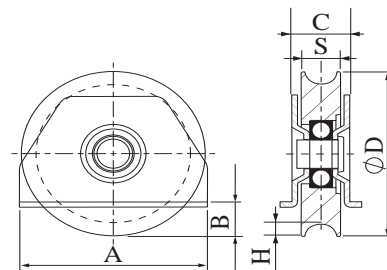
SERIE 24N/16

R-16
Soporte Soldar

| Referencia | PVP | Ø (D) | Ancho | Carga | Und. | A | B | C | H | S | R |
|------------|----------------|-------|-------|-------|------|-----|----|------|-----|----|------|
| 24080N/16 | 15,52 € | 80 | 34 | 600 | 8 | 85 | 16 | 34,5 | 9,3 | 27 | 16,4 |
| 24100N/16 | 20,18 € | 100 | 34 | 600 | 6 | 108 | 29 | 34,5 | 9,3 | 27 | 16,4 |
| 24120N/16 | 23,28 € | 120 | 34 | 600 | 6 | 124 | 29 | 34,5 | 9,3 | 27 | 16,4 |



 R-16 Platine Exterieur
 R-16 Box to Weld



SERIE 25

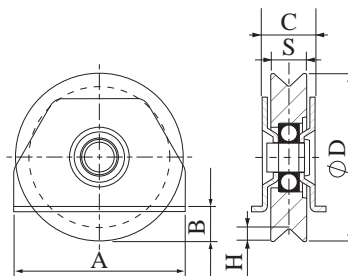
Angular V
Soporte Soldar

CA combiarialdo

| Referencia | PVP | Ø (D) | Ancho | Carga | Und. | Canal | A | B | C | H | S |
|------------|---------|-------|-------|-------|------|-------|-----|------|----|-----|----|
| 25080 | 11,38 € | 80 | 32 | 600 | 6 | V | 80 | 19,8 | 33 | 7,8 | 20 |
| 25090 | 15,77 € | 90 | 32 | 600 | 6 | V | 100 | 21,8 | 31 | 7,8 | 21 |
| 25100 | 15,90 € | 100 | 32 | 600 | 6 | V | 100 | 20,3 | 31 | 7,8 | 21 |
| 25120 | 22,80 € | 120 | 32 | 600 | 6 | V | 120 | 20,8 | 33 | 8,8 | 24 |



Platine Exterior Gorge en V
 Angular Box to Weld



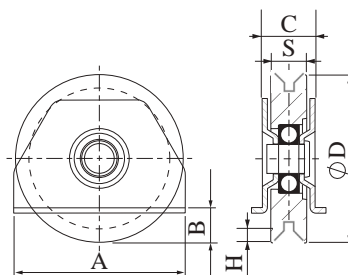
SERIE 25L

Angular Y
Soporte Soldar

| Referencia | PVP | Ø (D) | Ancho | Carga | Und. | Canal | A | B | C | H | S |
|------------|---------|-------|-------|-------|------|-------|-----|------|----|-----|----|
| 25060Z-L | 13,79 € | 60 | 31 | 450 | 12 | Y | 65 | 11 | 31 | 9,3 | 23 |
| 25080Z-L | 14,89 € | 80 | 32 | 600 | 8 | Y | 80 | 19,8 | 33 | 9,3 | 26 |
| 25100Z-L | 18,25 € | 100 | 32 | 600 | 6 | Y | 100 | 20,3 | 31 | 9,3 | 26 |
| 25120Z-L | 28,30 € | 120 | 32 | 600 | 6 | Y | 120 | 20,8 | 33 | 9,3 | 26 |



Platine Exterior Gorge en Y
 Angular Box to Weld



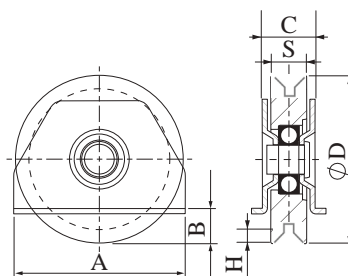
SERIE 25N

Angular Nylon Y
Soporte Soldar

| Referencia | PVP | Ø (D) | Ancho | Carga | Und. | A | B | C | H | S |
|------------|---------|-------|-------|-------|------|-----|----|------|-----|----|
| 25080N | 15,52 € | 80 | 34 | 600 | 8 | 85 | 16 | 34,5 | 9,3 | 26 |
| 25100N | 20,18 € | 100 | 34 | 600 | 6 | 108 | 29 | 34,5 | 9,3 | 26 |
| 25120N | 20,57 € | 120 | 34 | 600 | 6 | 124 | 29 | 34,5 | 9,3 | 26 |



Platine Exterior Gorge en Y
 Angular Box to Weld



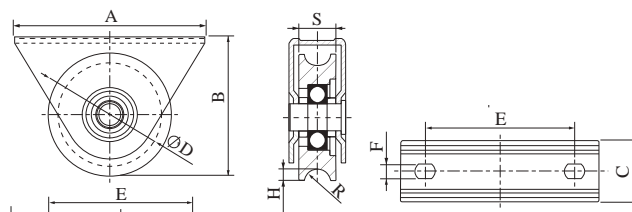
SERIE 32

R-20
Soporte
Sobreponer

| Referencia | PVP | Ø mm (D) | Ancho | Canal | Und. | A | B | C | E | F | H | S | R |
|------------|---------|----------|-------|-------|------|-----|-----|----|----|----------|-----|----|------|
| 32000 | 14,41 € | 80 X 25 | 35 | R-20 | 6 | 120 | 86 | 37 | 90 | 8,5 X 12 | 9,3 | 24 | 10,3 |
| 32100 | 19,71 € | 100 X 25 | 35 | R-20 | 6 | 120 | 105 | 39 | 90 | 8,5 X 12 | 9,3 | 24 | 10,3 |



R-20 Support Extérieur
 Box to Superimpose



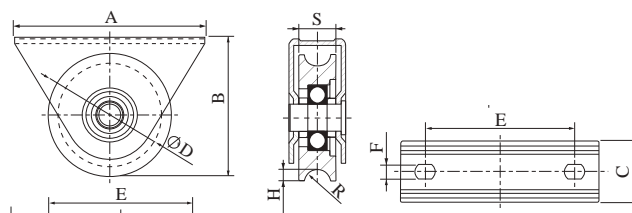
SERIE 32/16

R-20
Soporte
Sobreponer

| Referencia | PVP | Ø mm (D) | Ancho | Canal | Und. | A | B | C | E | F | H | S | R |
|------------|---------|----------|-------|-------|------|-----|-----|----|----|----------|-----|----|-----|
| 32016 | 14,41 € | 80 X 25 | 35 | R-20 | 6 | 120 | 86 | 37 | 90 | 8,5 X 12 | 6,8 | 24 | 8,3 |
| 32116 | 18,93 € | 100 X 25 | 35 | R-20 | 6 | 120 | 105 | 39 | 90 | 8,5 X 12 | 6,8 | 24 | 8,3 |



R-20 Support Extérieur
 Box to Superimpose



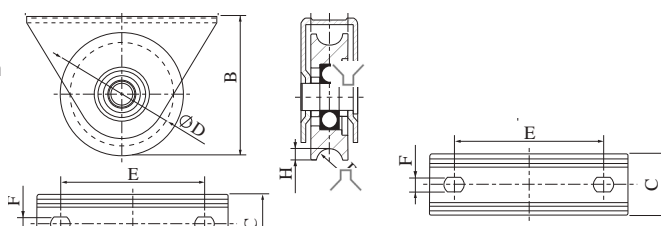
SERIE 32500L

Angular Láser
Soporte
Sobreponer

| Referencia | PVP | Ø mm (D) | Ancho | Canal | Und. | A | B | C | E | F | H | S |
|------------|---------|----------|-------|---------|------|-----|-----|----|----|----------|-----|----|
| 32500L | 16,31 € | 80 X 25 | 35 | Angular | 6 | 120 | 86 | 37 | 90 | 8,5 X 12 | 7,8 | 24 |
| 32510L | 18,92 € | 100 X 25 | 35 | Angular | 6 | 120 | 105 | 39 | 90 | 8,5 X 12 | 7,8 | 24 |



Support Extérieur Gorge en
 Box to Superimpose



SERIE 330

Polea Giratoria
Mod. Pernio

| Referencia | PVP | Ø mm (D) | Ancho | Canal | Und. | A | B | X | E | Rodamiento |
|------------|----------------|-----------|-------|-------|------|----|-----|----|-----|------------|
| 33001 | 27,79 € | 80 X 160 | 40 | R-20 | 8 | 45 | 155 | 37 | 120 | ROD.51105 |
| 33002 | 37,40 € | 100 X 160 | 40 | R-20 | 4 | 45 | 175 | 39 | 120 | ROD.51105 |
| 33010 | 29,83 € | 80 X 160 | 40 | R-16 | 8 | 45 | 155 | 37 | 120 | ROD.51105 |
| 33020 | 37,40 € | 100 X 160 | 40 | R-16 | 4 | 45 | 175 | 39 | 120 | ROD.51105 |



Poulies Tournante Mod. Paumelles
 Swivel Pulley Mod. Hinge

SERIE 335

Polea Giratoria
Mod. Rosca

| Referencia | PVP | Ø mm (D) | Ancho | Canal | Und. | A | B | X | E | Rodamiento |
|------------|----------------|-----------|-------|-------|------|-----|-----|----|------|------------|
| 33501 | 33,94 € | 80 X 200 | 35 | R-20 | 8 | 120 | 205 | 37 | M-16 | 6205-2RS |
| 33502 | 41,38 € | 100 X 200 | 35 | R-20 | 4 | 120 | 225 | 39 | M-16 | 6205-2RS |
| 33510 | 34,15 € | 80 X 200 | 35 | R-16 | 8 | 120 | 205 | 37 | M-16 | 6205-2RS |
| 33520 | 41,38 € | 100 X 200 | 35 | R-16 | 4 | 120 | 225 | 39 | M-16 | 6205-2RS |



Poulies Tournante Mod. Paumelles
 Swivel Pulley Mod. Hinge

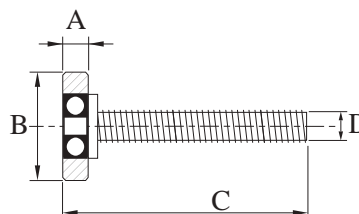
SERIE 9

Rodillo
Puerta Corredera

| Referencia | PVP | Para Guía | Diámetro | Métrica | Und. | A |
|------------|----------------|-----------|----------|----------|------|----|
| 9050 | 4,66 € | U-50 | 42 | M-16X100 | 24 | 13 |
| 9060 | 6,27 € | U-60 | 52 | M-16X100 | 20 | 15 |
| 9070 | 6,24 € | U-70 | 62 | M-16X100 | 14 | 16 |
| 9080 | 12,19 € | U-80 | 70,5 | M-16X100 | 12 | 17 |
| 9100 | 14,86 € | U-100 | 90 | M-16X100 | 6 | 17 |



Rouleau Portes Coulissantes
 Roller Sliding Doors

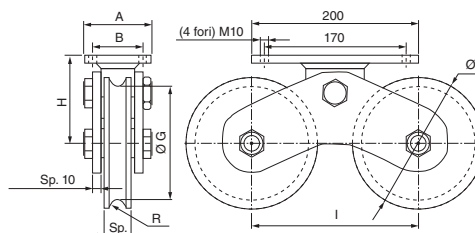


SERIE 600

| | Referencia | PVP | Ø (D) | Carga | Oscilación | Und. | Canal | A | B | C | H | S | R |
|---------------------------|------------|-----------------|-------|----------|------------|------|-------|-----|-----|----|-----|----|----|
| Balancín Canal Redondo | 600-120 | 216,61 € | 120 | 1.100 kg | 10° aprox. | 1 | R-20 | 120 | 125 | 40 | 9,3 | 27 | 20 |
| | 600-160 | 283,45 € | 160 | 1.800 kg | 10° aprox. | 1 | R-20 | 120 | 165 | 40 | 9,3 | 27 | 20 |



Balancier Gorge Ronde
 Round Channel Balance Pole

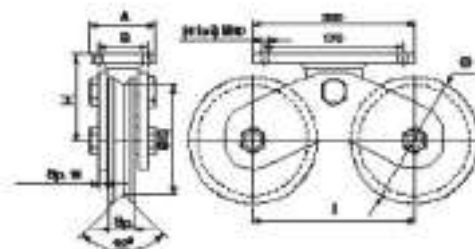


SERIE 602

| | Referencia | PVP | Ø (D) | Carga | Oscilación | Und. | Canal | A | B | C | H | S | SP |
|---------------------------|------------|-----------------|-------|----------|------------|------|-------|-----|-----|----|-----|----|-----|
| Balancín Canal Angular | 602-120 | 226,04 € | 120 | 1.100 kg | 10° aprox. | 1 | ANG | 120 | 125 | 40 | 7,8 | 27 | ANG |
| | 602-160 | 261,26 € | 160 | 1.800 kg | 10° aprox. | 1 | ANG | 120 | 165 | 40 | 7,8 | 27 | ANG |



Balancier Gorge en V
 Angular Channel Balance Pole



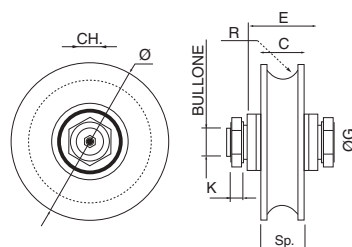
SERIE 440

Rueda 2
Rodamientos

| Referencia | PVP | Canal | Und. | Sp. | Ø (D) |
|------------|----------------|---------|------|-----|-------|
| 440-120 | 52,94 € | R-20 | 4 | 30 | 120 |
| 440-160 | 79,92 € | R-20 | 2 | 30 | 160 |
| 442-120 | 52,94 € | Angular | 4 | 30 | 120 |
| 442-160 | 86,13 € | Angular | 2 | 30 | 160 |



Roues 2 Roulements
 2 Bearings Wheels



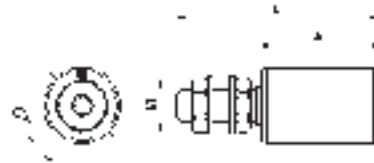
SERIE 7

Rodillo Guía
Nylon Torneado



New

Rouleau Nylon
 Guide Roller Injected Nylon



| Referencia | PVP | Dimensiones | Métrica | Und. | A | D | L | M |
|------------|---------------|-------------|---------|------|----|----|-----|-----|
| 7035 | 4,10 € | 35 X 40 | M-16X50 | 25 | 40 | 35 | 96 | M16 |
| 7045 | 5,43 € | 45 X 40 | M-16X80 | 18 | 40 | 45 | 120 | M16 |

| Referencia | PVP | Dimensiones | Métrica | Und. | A | D | L | M |
|------------|----------------|-------------|---------|------|-----|----|-----|-----|
| 7035L-100 | 14,23 € | 35 X 100 | M-16X50 | 10 | 100 | 35 | 150 | M16 |
| 7035L-200 | 23,04 € | 35 X 200 | M-16X50 | 10 | 200 | 35 | 150 | M16 |

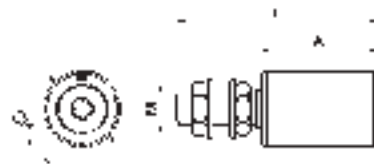
*consultar otras medidas (160/220/320)

SERIE 450

Rodillo Guía
Nylon Inyectado



Rouleau Nylon
 Guide Roller Injected Nylon



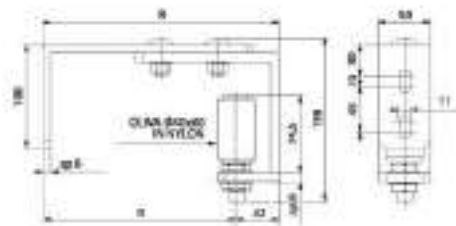
| Referencia | PVP | Dimensiones | Métrica | Und. | A | D | L | M |
|------------|---------------|-------------|---------|------|----|----|-----|-----|
| 450-25 | 2,40 € | 25 x 30 | M-14X30 | 20 | 33 | 25 | 65 | M14 |
| 450-30 | 3,02 € | 30 x 40 | M-14x30 | 20 | 20 | 30 | 76 | M14 |
| 450-40 | 4,66 € | 40 x 60 | M-16X40 | 14 | 60 | 40 | 102 | M16 |

SERIE 457

Soporte
Tipo "U"



Guide Type "U"
 Support Type "U"



| Referencia | PVP | Dimensiones | Und. |
|------------|----------------|-------------|------|
| 457-140 | 39,00 € | 155-205 | 2 |

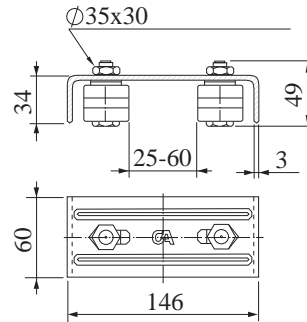
SERIE 460

Soporte Regulable
2 Rodillos

| Referencia | PVP | Dimensiones | Acabado | Und. |
|------------|----------------|-------------|---------|------|
| 460 | 20,57 € | 60 X 146 | Zinc | 10 |



Guide Réglable - 2 Rouleaux
2 Rollers Adjustable Support



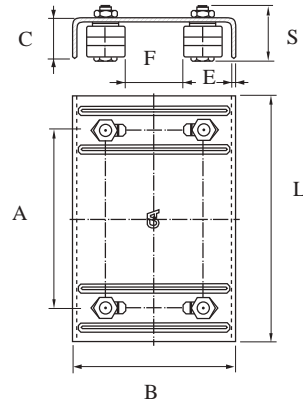
SERIE 16

Soporte
Regulable
4 Rodillos

| Referencia | PVP | Dimensiones | Und. | L | A | B | C | E | F | S | Rodillo |
|------------|----------------|-------------|------|-----|-----|-----|----|----|-----|---|---------|
| 16040 | 28,80 € | 180X240 | 2 | 240 | 165 | 180 | 45 | 40 | 98 | 3 | Ø 35X40 |
| 16050 | 43,14 € | 240X350 | 1 | 350 | 230 | 230 | 70 | 50 | 130 | 3 | Ø 45X40 |



Guide Réglable - 4 Rouleaux
4 Rollers Adjustable Support



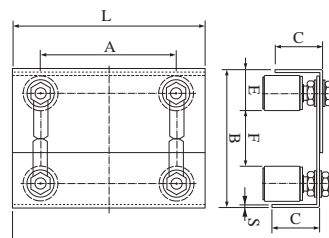
SERIE 462

Soporte
Regulable
Partido
4 Rodillos

| Referencia | PVP | Dimensiones | Und. | L | A | B | C | E | F | S | Rodillo |
|------------|----------------|-------------|------|-----|-----|---------|----|-------|-------|---|---------|
| 462 | 29,00 € | 140X220 | 6 | 220 | 155 | 150-197 | 54 | 40-85 | 17-72 | 3 | Ø 30X40 |
| 462G | 59,00 € | 240X350 | 2 | 350 | 230 | 230 | 70 | 50 | 130 | 3 | Ø 45X40 |



Guide Réglable Divisé 4 Rouleaux
4 Rollers Divided Adjustable Support



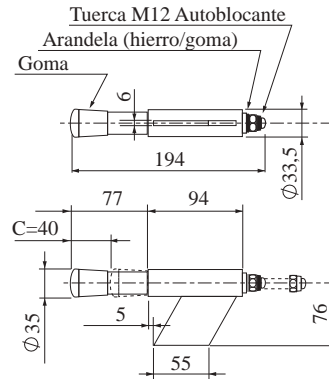
SERIE 384

Tope Soldar con muelle



Arret Coulissante
 Stopper for Weld with Spring

| Referencia | PVP | Dimensiones | Acabado | Und. |
|------------|---------|-------------|---------|------|
| 384 | 92,60 € | 33,5X194 | Zinc | 4 |



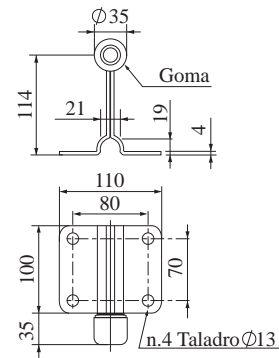
SERIE 383

Tope atornillar



Arret Coulissante à Visser
 Stopper for Screw

| Referencia | PVP | Dimensiones | Acabado | Und. |
|------------|---------|-----------------|---------|------|
| 383 | 19,60 € | 100X110/110X114 | Zinc | 10 |



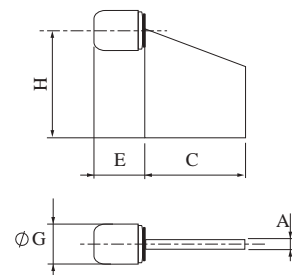
SERIE 381

Tope Soldar

| Referencia | PVP | Dimensiones | Acabado | Und. | A | C | E | G | H |
|------------|--------|-------------|---------|------|----|----|----|----|-----|
| 381G | 6,78 € | 70X110X8 | Zinc | 10 | 8 | 70 | 35 | 35 | 110 |
| 381P | 6,81 € | 50X90X8 | Zinc | 10 | 8 | 50 | 35 | 35 | 90 |
| 17030 | 7,93 € | 40X110X8 | Zinc | 14 | 14 | 40 | 30 | 40 | 110 |



Arret Coulissante à Souder
 Stopper for Weld





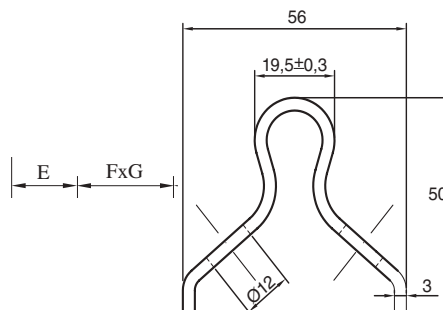
SERIE 55020

Carril Empotrar
Omega

| Referencia | PVP | Acabado | Und. | Canal | Largo | E | FxG |
|------------|------------------|---------|------|-------|-------|-----|-----|
| 55020 | 60,00 € | Zincado | 54 | 20 | 3.000 | 250 | 500 |
| 55020-6 | Consultar | Zincado | 54 | 20 | 6.000 | 250 | 500 |



 Rail à Sceller Gorge Ronde
 Open Rail for Embed





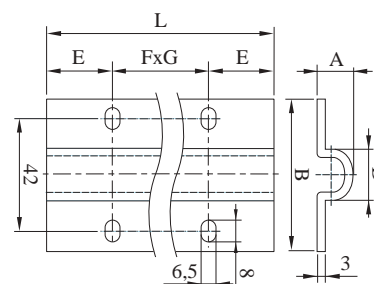
SERIE 902

Carril Sobreponer

| Referencia | PVP | Und. | Canal | Largo (mm) | A | B | E (mm) | FxG |
|------------|------------------|------|-------|------------|----|----|--------|-----|
| 902-16 | 45,00 € | 50 | 16 | 3.000 | 13 | 56 | 300 | 800 |
| 902-20 | 45,00 € | 50 | 20 | 3.000 | 16 | 56 | 300 | 800 |
| 902-16X6 | Consultar | 50 | 16 | 6.000 | 13 | 56 | 300 | 800 |
| 902-20X6 | Consultar | 50 | 20 | 6.000 | 16 | 56 | 300 | 800 |



 Rail à Visser Gorge Ronde
 Rail for Superimpose





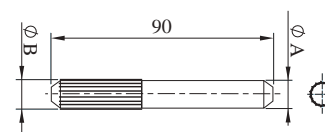
SERIE 901

Empalme Carril

| Referencia | PVP | Tipo | Und. | A | B |
|------------|---------------|---------------------------|------|--------|--------|
| 901-9 | 1,76 € | Empalme carril 16 | 50 | Ø 9,5 | Ø 10 |
| 901-13 | 1,53 € | Empalme carril 20 | 50 | Ø 12,5 | Ø 13,3 |
| 901-20 | 1,48 € | Empalme carril abierto 20 | 100 | Ø 14,5 | Ø 15,2 |



 Liaison de Raccordement de Rails
 Splice Rail

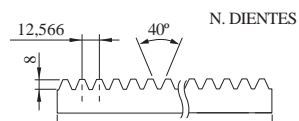


SERIE 605N

Cremallera Nylon



Cremaillere Nylon
 Stopper for Screw



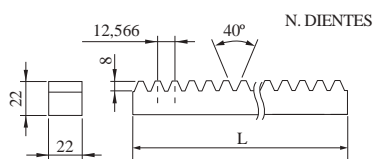
| Referencia | PVP | Acabado | Descripción | Und. | Módulo |
|------------|----------------|---------|-----------------|------|--------|
| 60500 | 24,55 € | Nylon | Amarre inferior | 1 | M.4 |
| 60501 | 24,55 € | Nylon | Amarre superior | 1 | M-4 |
| 60502 | 0,54 € | Zinc | Kit tornillo | 1 | |

SERIE 600S

Cremallera Soldar



Cremaillere à Souder
 Stopper for Weld



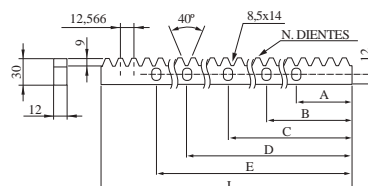
| Referencia | PVP | Acabado | Dimensiones | Und. | Módulo |
|------------|----------------|---------|-------------|------|--------|
| 60022 | 63,43 € | Zincado | 22X22X2.000 | 4 | M.4 |

SERIE 600S


Cremallera Atornillar




Cremaillere à Visser
 Stopper for Screw



| Referencia | PVP | Acabado | Dimensiones | Und. | Módulo |
|------------|----------------|---------|--------------|------|--------|
| 60112 | 32,50 € | Zincado | 12X30X1.000 | 4 | M.4 |
| 60230 | 65,00 € | Zincado | 12X30X2.000 | 4 | M.4 |
| 60113 | 4,80 € | Zincado | Kit tornillo | 1 | |



PUERTAS
BASCULANTE



ÍNDICE DE PRODUCTOS



Puertas Basculantes

| | |
|-----------------------------|---------|
| Poleas Acero y Poleas Nylon | 155-157 |
| Rodillos Guía | 157-158 |
| Bisagras Librillo | 158-159 |
| Puntos de Giro | 159-160 |

Seguridad

| | |
|--------------------------------|---------|
| Anticaídas Puertas Basculantes | 161-162 |
| Gomas y Perfiles Aluminio | 162-164 |



Overhead Doors

| | |
|---------------------------------|---------|
| Steel Pulleys and Nylon Pulleys | 155-157 |
| Guide Roller | 157-158 |
| Butt Hinge | 158-159 |
| Pivot Hinge | 159-160 |

Security

| | |
|--------------------------------|---------|
| Antifalls Overhead Doors | 161-162 |
| Rubbers and Aluminium profiles | 162-164 |



Portail Basculant

| | |
|--------------------------------|---------|
| Poulies Acier et Poulies Nylon | 155-157 |
| Coussinet à Guide | 157-158 |
| Charnières | 158-159 |
| Pivots | 159-160 |



Securité

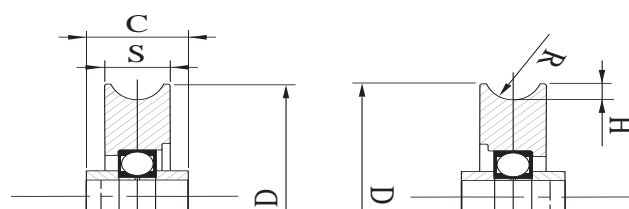
| | |
|-----------------------------|---------|
| Freins | 161-162 |
| Gommes et Profils Aluminium | 162-164 |

SERIE 1

R-10
Polea Acero
Casquillo



 Poulie en Acier 1 Gorge R-10
 1 Canal R-10 Steel Pulley



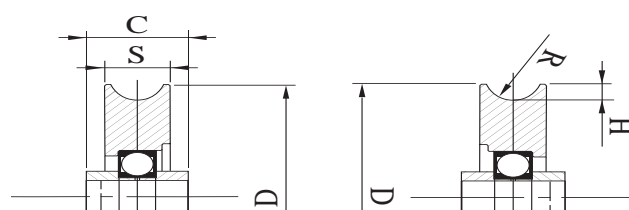
| Referencia | PVP | Ø(D) | Métrica | Carga | Acabado | Und. | C | H | S | R |
|------------|----------------|-------|---------|-------|---------|------|----|---|----|----|
| 1050 | 4,99 € | Ø 50 | 12 | 480 | Zinc | 30 | 25 | 9 | 15 | 10 |
| 1060/M-12 | 5,78 € | Ø 60 | 12 | 480 | Zinc | 30 | 25 | 9 | 17 | 10 |
| 1060 | 5,78 € | Ø 60 | 14 | 480 | Zinc | 30 | 25 | 9 | 17 | 10 |
| 1070 | 7,70 € | Ø 70 | 14 | 480 | Zinc | 24 | 25 | 9 | 17 | 10 |
| 1080 | 7,85 € | Ø 80 | 14 | 480 | Zinc | 20 | 25 | 9 | 17 | 10 |
| 1090 | 7,97 € | Ø 90 | 14 | 480 | Zinc | 14 | 25 | 9 | 17 | 10 |
| 1100 | 11,56 € | Ø 100 | 14 | 480 | Zinc | 12 | 25 | 9 | 17 | 10 |
| 1120 | 13,97 € | Ø 120 | 14 | 480 | Zinc | 8 | 25 | 9 | 17 | 10 |

SERIE 1.1

R-10
Polea Acero
Casquillo



 Poulie en Acier 1 Gorge R-10
 1 Canal R-10 Steel Pulley





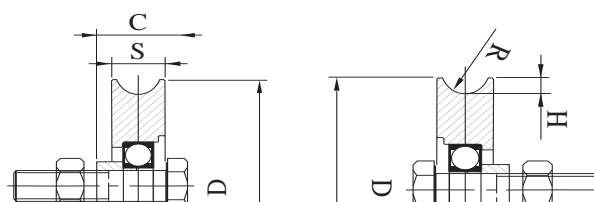
| Referencia | PVP | Ø(D) | Métrica | Carga | Acabado | Und. | C | H | S | R |
|------------|----------------|-------|---------|-------|---------|------|----|---|----|----|
| 1140 | 21,45 € | Ø 140 | 16 | 600 | Zinc | 10 | 27 | 9 | 17 | 10 |
| 1150 | 23,50 € | Ø 150 | 16 | 600 | Zinc | 8 | 27 | 9 | 17 | 10 |
| 1160 | 25,50 € | Ø 160 | 16 | 600 | Zinc | 6 | 27 | 9 | 17 | 10 |
| 1180 | 31,43 € | Ø 180 | 16 | 600 | Zinc | 5 | 27 | 9 | 17 | 10 |
| 1200 | 34,50 € | Ø 200 | 16 | 600 | Zinc | 5 | 27 | 9 | 17 | 10 |
| 1220 | 38,64 € | Ø 220 | 16 | 600 | Zinc | 5 | 28 | 9 | 17 | 10 |
| 1250 | 58,33 € | Ø 250 | 16 | 600 | Zinc | 4 | 28 | 9 | 17 | 10 |

SERIE 2

R-10
Polea Acero-Tornillo



 Poulie Acier Vis R-10
 R-10 Steel Pulley with Screw



| Referencia | PVP | Ø(D) | Métrica | Carga | Acabado | Und. | C | H | S | R |
|------------|----------------|-------|---------|-------|---------|------|----|---|----|----|
| 2045 | 4,55 € | Ø 45 | 12 | 380 | Zinc | 30 | 22 | 6 | 15 | 10 |
| 2050 | 6,08 € | Ø 50 | 12 | 380 | Zinc | 30 | 22 | 6 | 15 | 10 |
| 2060 | 5,78 € | Ø 60 | 14 | 480 | Zinc | 20 | 25 | 9 | 17 | 10 |
| 2070 | 7,70 € | Ø 70 | 14 | 480 | Zinc | 14 | 25 | 9 | 17 | 10 |
| 2080 | 7,85 € | Ø 80 | 14 | 480 | Zinc | 10 | 25 | 9 | 17 | 10 |
| 2090 | 7,97 € | Ø 90 | 14 | 480 | Zinc | 8 | 25 | 9 | 17 | 10 |
| 2100 | 11,93 € | Ø 100 | 14 | 480 | Zinc | 15 | 25 | 9 | 17 | 10 |
| 2120 | 14,11 € | Ø 120 | 14 | 480 | Zinc | 6 | 25 | 9 | 17 | 10 |

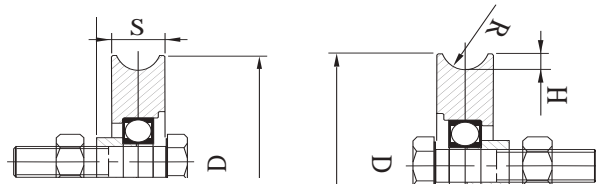
SERIE. **2.2**

R-10
Polea Acero - Tornillo



| Referencia | PVP | Ø(D) | Métrica | Carga | Acabado | Und. | C | H | S | R |
|------------|----------------|-------|---------|-------|---------|------|----|---|----|----|
| 2140 | 20,87 € | Ø 140 | 16 | 600 | Zinc | 12 | 27 | 9 | 17 | 10 |
| 2150 | 23,50 € | Ø 150 | 16 | 600 | Zinc | 8 | 27 | 9 | 17 | 10 |
| 2160 | 25,50 € | Ø 160 | 16 | 600 | Zinc | 6 | 27 | 9 | 17 | 10 |
| 2180 | 32,68 € | Ø 180 | 16 | 600 | Zinc | 5 | 27 | 9 | 17 | 10 |
| 2200 | 34,50 € | Ø 200 | 16 | 600 | Zinc | 5 | 27 | 9 | 17 | 10 |
| 2220 | 38,64 € | Ø 220 | 16 | 600 | Zinc | 5 | 28 | 9 | 17 | 10 |
| 2250 | 58,33 € | Ø 250 | 16 | 600 | Zinc | 4 | 28 | 9 | 17 | 10 |

Poulie Acier Vis R-10
 R-10 Steel Pulley with Screw



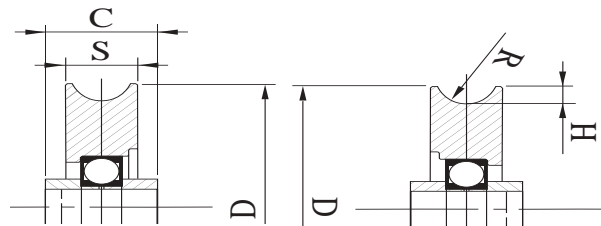
SERIE. **1N**

R-10
Polea Nylon



| Referencia | PVP | Ø(D) | Métrica | Carga | Acabado | Und. | C | H | R |
|------------|----------------|-------|---------|-------|---------|------|----|---|----|
| 1080N | 10,87 € | Ø 80 | 14 | 480 | Nylon | 20 | 25 | 9 | 10 |
| 1100N | 12,42 € | Ø 100 | 14 | 480 | Nylon | 12 | 25 | 9 | 10 |
| 1120N | 13,97 € | Ø 120 | 14 | 600 | Nylon | 8 | 25 | 9 | 10 |

Poulie Nylon 1 Gorge R-10
 1 Canal R-10 Nylon Pulley



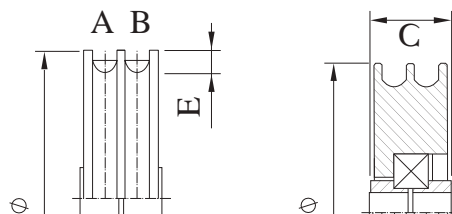
SERIE. **6N**

R-10 + R-10
Polea 2 Canales Nylon



| Referencia | PVP | Ø(D) | Métrica | Carga | Acabado | Und. | C | H | R |
|------------|----------------|-------|---------|-------|---------|------|----|---|----|
| 60120N | 23,31 € | Ø 120 | 16 | 600 | Nylon | 6 | 36 | 9 | 10 |
| 60160N | 38,39 € | Ø 160 | 16 | 600 | Nylon | 4 | 36 | 9 | 10 |
| 60180N | 50,45 € | Ø 180 | 16 | 600 | Nylon | 2 | 36 | 9 | 10 |

Poulie Nylon 2 Gorges R-10 + 10
 2 Canals R-10 Nylon Pulley



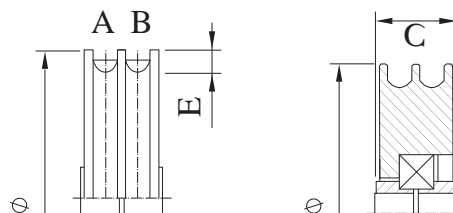
SERIE. 6

R-10 + R-10
Polea Acero 2 Canales



| Referencia | PVP | Ø(D) | Métrica | Carga | Acabado | Und. | A | E | C |
|------------|----------------|-------|---------|-------|---------|------|----|---|----|
| 6080 | 13,50 € | Ø 80 | 16 | 600 | Zinc | 8 | 10 | 9 | 29 |
| 6100 | 16,86 € | Ø 100 | 16 | 600 | Zinc | 6 | 10 | 9 | 29 |
| 6120 | 23,50 € | Ø 120 | 16 | 600 | Zinc | 4 | 10 | 9 | 29 |

Poulie Acier 2 Gorges R-10 + 10
 2 Canals R-10 Steel Pulley



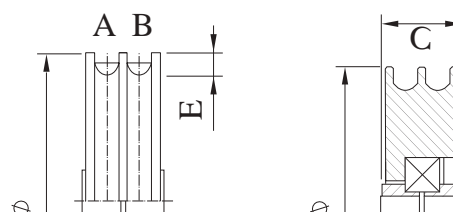
SERIE. 6.1

R-10 + R-10
Polea Acero 2 Canales



| Referencia | PVP | Ø(D) | Métrica | Carga | Acabado | Und. | A | E | C |
|------------|----------------|-------|---------|-------|---------|------|----|---|----|
| 6150 | 33,95 € | Ø 150 | 16 | 600 | Zinc | 6 | 10 | 9 | 29 |
| 6160 | 40,90 € | Ø 160 | 16 | 600 | Zinc | 4 | 10 | 9 | 29 |
| 6180 | 47,95 € | Ø 180 | 16 | 600 | Zinc | 2 | 10 | 9 | 29 |
| 6200 | 53,50 € | Ø 200 | 16 | 600 | Zinc | 2 | 10 | 9 | 29 |

Poulie Acier 2 Gorges R-10 + 10
 2 Canals R-10 Steel Pulley



SERIE. 8

Rodillo Guía



| Referencia | PVP | Utilidad | Ø | Métrica | Altura | Und. | Hexágono |
|-------------|----------------|-------------|-----------|-------------|--------|-----------|-----------|
| 8040/32 | 6,17 € | U-40 | 32 | M-10 | | 100 | 27 |
| 8040/35 | 6,17 € | U-40 | 35 | M-10 | | 60 | 27 |
| 8050 | 6,56 € | U-50 | 42 | M-12 | | 50 | 27 |
| 8850 | 6,56 € | U-50 | 42 | M-14 | | 50 | 27 |
| 8060 | 8,07 € | U-60 | 52 | M-16 | | 30 | 30 |
| 8860 | 9,15 € | U-60 | 52 | M-14 | | 30 | 27 |
| 8070 | 9,79 € | U-70 | 62 | M-16 | | 20 | 30 |
| 8080 | 12,15 € | U-80 | 70,5 | M-16 | | 16 | 30 |
| 8100 | 14,44 € | U-100 | 90 | M-16 | | 12 | 30 |

Coussinet à Guide
 Guide Roller

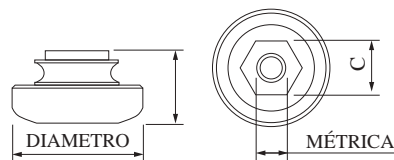
SERIE. **10**

Rodillo Guía UPN

| Referencia | PVP | Utilidad | Ø | Métrica | Altura | Und. | C |
|------------|----------------|-----------|------|---------|--------|------|----|
| 10080 | 13,62 € | U-80 UPN | 62,5 | M-16 | 34 | 20 | 30 |
| 10100 | 15,03 € | U-100 UPN | 82,5 | M-16 | 35,5 | 12 | 30 |



Coussinet à Guide UPN
 UPN Guide Roller



SERIE. **11**

Arandela Hexagonal

| Referencia | PVP | Entreplanos | Ø(D) Exterior | Acabado | Und. |
|------------|---------------|-------------|---------------|---------|------|
| 11030 | 0,96 € | 30,5 | 52 | Zinc | 100 |
| 11027 | 0,73 € | 27,5 | 40 | Zinc | 100 |
| 11022 | 1,09 € | 22,5 | 40 | Zinc | 100 |



Rondelle Hexagonale
 Hex Washer

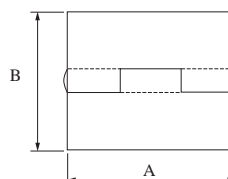
SERIE. **13**

Bisagra Librillo Basculante

| Referencia | PVP | Medidas A-B | Acabado | Espesor | Palas | Und. | Eje |
|------------|---------------|-------------|---------|---------|-------|------|-----|
| 13801 | 8,06 € | 150X100 | Pulido | 3,5 | 40-40 | 25 | 12 |
| 13802 | 8,38 € | 150X120 | Pulido | 3,5 | 50-50 | 25 | 12 |
| 13803 | 8,71 € | 150X140 | Pulido | 3,5 | 60-60 | 25 | 12 |
| 13807 | 8,99 € | 150X150 | Pulido | 3,5 | 50-80 | 25 | 12 |
| 13804 | 9,09 € | 150X100 | Zinc | 3,5 | 40-40 | 25 | 12 |
| 13805 | 9,09 € | 150X120 | Zinc | 3,5 | 50-50 | 25 | 12 |
| 13806 | 9,64 € | 150X140 | Zinc | 3,5 | 60-60 | 25 | 12 |
| 13808 | 9,81 € | 150X150 | Zinc | 3,5 | 50-80 | 25 | 12 |





Charnière à Souder
 Superimpose Butt Hinge

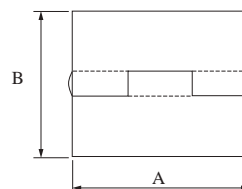


SERIE. 13.1

Bisagra Librillo
Sobreponer



 Charnière à Souder Superpose
 Superimpose Butt Hinge





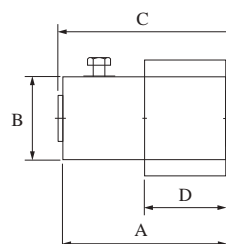
| Referencia | PVP | Medida A-B | Acabado | Und. |
|------------|---------------|------------|---------|------|
| 13080 | 2,50 € | 80X50 | Pulido | 60 |
| 13100 | 3,00 € | 100X60 | Pulido | 40 |
| 13150 | 6,50 € | 150X50 | Pulido | 24 |

SERIE. 14

Punto de Giro
sin Soporte



 Pivot
 Pivot Hinge





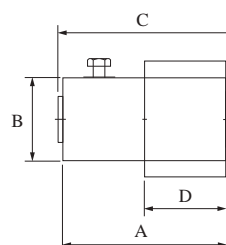
| Referencia | PVP | Medida | Acabado | Und. | A | B | C | D |
|------------|----------------|--------|---------|------|----|----|----|----|
| 14035 | 10,00 € | 35X35 | Pulido | 20 | 70 | 35 | 78 | 35 |
| 14040 | 12,00 € | 40X40 | Pulido | 16 | 80 | 40 | 88 | 40 |

SERIE. 14Z

Punto de Giro
sin Soporte Zincado



 Pivot
 Pivot Hinge



| Referencia | PVP | Medida | Acabado | Und. | A | B | C | D |
|------------|----------------|--------|---------|------|----|----|----|----|
| 14035Z | 11,50 € | 35X35 | Zinc | 20 | 70 | 35 | 78 | 35 |
| 14040Z | 15,90 € | 40X40 | Zinc | 16 | 80 | 40 | 88 | 40 |

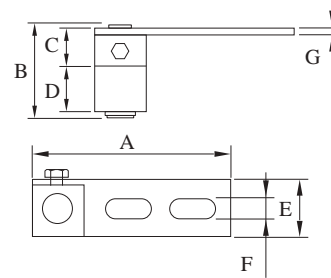
SERIE. 15

Punto de Giro con Soporte

| Referencia | PVP | Medida | Acabado | Und. | A | B | C | D | E | F | G |
|------------|----------------|----------|---------|------|-----|----|----|----|----|----|---|
| 15155 | 17,00 € | 155X40X8 | Pulido | 14 | 155 | 78 | 30 | 35 | 40 | 16 | 8 |
| 15175 | 19,50 € | 175X50X8 | Pulido | 12 | 175 | 88 | 35 | 40 | 50 | 16 | 8 |




Pivot avec le Support
 Hex Washer with Support



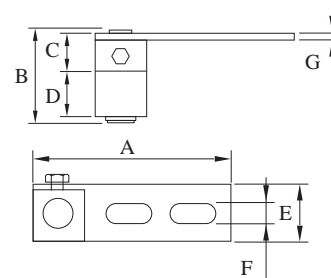
SERIE. 15Z

Punto de Giro con Soporte Zincado

| Referencia | PVP | Medida | Acabado | Und. | A | B | C | D | E | F | G |
|------------|----------------|----------|---------|------|-----|----|----|----|----|----|---|
| 15155Z | 18,50 € | 155X40X8 | Zinc | 14 | 155 | 78 | 30 | 35 | 40 | 16 | 8 |
| 15175Z | 21,00 € | 175X50X8 | Zinc | 12 | 175 | 88 | 35 | 40 | 50 | 16 | 8 |



Pivot avec le Support
 Hex Washer with Support



SERIE. 80

Tenaza Prensatorit

| Referencia | PVP | Descripción | Und. |
|------------|-----------------|--------------------|------|
| 80036 | 275,00 € | Tenaza Talorit 3-6 | 1 |



Prensatorit Tenaille
 Prensatorit Pincer

SERIE. 92

Casquillo Talorit



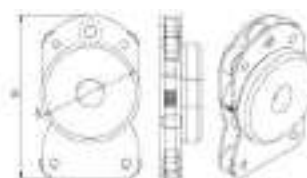
Anneaux Talorit
Talorit Bushing

| Referencia | PVP | Utilidad | Und. |
|------------|---------------|-----------|------|
| 92002 | 0,17 € | Cable 2mm | 100 |
| 92003 | 0,18 € | Cable 3mm | 100 |
| 92004 | 0,22 € | Cable 4mm | 100 |
| 92005 | 0,31 € | Cable 5mm | 100 |
| 92006 | 0,48 € | Cable 6mm | 100 |
| 92008 | 0,91 € | Cable 8mm | 100 |

SERIE. 70

Freno Basculante
Stop

| Referencia | PVP | Descripción | Métrica | Acabado | Und. | Utilidad |
|------------|-----------------|-------------|---------|---------|------|----------------------------------|
| 70060 | 142,04 € | STOP 60 | 16 | Zinc | 2 | Para perfil de 60x3 mm y 60x4 mm |
| 70080 | 158,34 € | STOP 80x3 | 16 | Zinc | 2 | Para perfil de 80x3 mm y 80x4 mm |
| 70100 | 231,69 € | STOP 100x4 | 16 | Zinc | 2 | Para perfil de 100x4 mm |

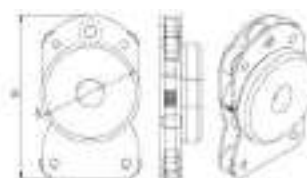


*Precio por juego (2 unidades)

SERIE. 71

Freno Basculante
Stop UPN

| Referencia | PVP | Descripción | Métrica | Acabado | Und. | Utilidad |
|------------|-----------------|-------------|---------|---------|------|---|
| 71080 | 201,80 € | STOP 80 | 16 | Zinc | 2 | Para perfil de 80 mm UPN ("U" en caliente) |
| 71100 | 226,50 € | STOP 100 | 16 | Zinc | 2 | Para perfil de 100 mm UPN ("U" en caliente) |



*Precio por juego (2 unidades)

SERIE. 82

Anticaídas



| Referencia | PVP | Descripción | Métrica | Acabado | Und. | Utilidad |
|------------|----------------|--------------------------|---------|---------|------|------------------------|
| 82050 | 31,88 € | Anticaídas U-50 prensado | 20 | Zinc | 4 | Perfil 50x3mm |
| 82060 | 34,50 € | Anticaídas U-60 | 12 | Zinc | 4 | Perfil 60x3mm |
| 82080 | 37,50 € | Anticaídas U-80 | 10 | Zinc | 2 | Perfil 80x3mm / 80x4mm |
| 82100 | 59,99 € | Anticaídas U-100 | 8 | Zinc | 2 | Perfil 100x4mm |

*Precio por unidad

Frein Porte Basculante Anti
 Overhead Door Stopper Stop



SERIE. 83

Anticaídas UPN



| Referencia | PVP | Descripción | Métrica | Acabado | Und. | Utilidad |
|------------|----------------|--------------------|---------|---------|------|------------------|
| 83080 | 35,51 € | Anticaídas UPN-80 | 10 | Zinc | 2 | Perfil UPN 80mm |
| 83100 | 59,59 € | Anticaídas UPN-100 | 8 | Zinc | 2 | Perfil UPN 100mm |

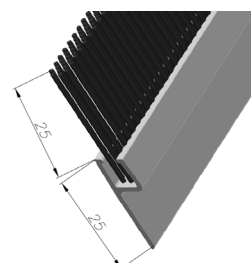
*Precio por unidad

Frein Porte Basculante Anti UPN
 Overhead Door Stopper Stop UPN



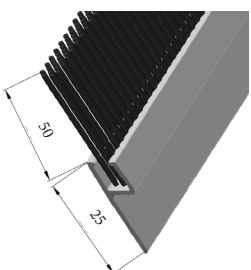
SERIE. 35.9

Perfil y Cepillo



| Referencia | PVP | Descripción | Altura | Largo | Und. |
|------------|----------------|------------------|--------|----------|------|
| 35109 | 34,31 € | Perfil + Cepillo | 25 | 3 Metros | 10 |

Profil et Brosse
 Profile and Brush



| Referencia | PVP | Descripción | Altura | Largo | Und. |
|------------|----------------|------------------|--------|----------|------|
| 35109L | 36,95 € | Perfil + Cepillo | 50 | 3 Metros | 6 |

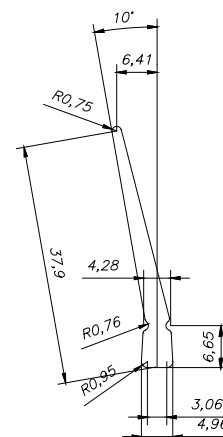
SERIE. 16.09

Goma Tapajuntas



| Referencia | PVP | Longitud | Descripción |
|------------|-----------------|----------|------------------------------|
| 16009 | 135,69 € | 20 m | Bobina 20 m goma tapajuntas |
| 16009-100 | 577,35 € | 100 m | Bobina 100 m goma tapajuntas |

Profil Aluminium et Gomme
 Rubber Security Weatherstripping



SERIE. 16.01


Goma Seguridad Fuelle



| Referencia | PVP | Longitud | Descripción |
|------------|-----------------|----------|-------------------------------------|
| 16001-10 | 181,87 € | 10 m | Goma fuelle seguridad (bobina 10 m) |


Gomme Anti Pincement
 Rubber Security of Bellows

GOMA TAPAJUNTAS FUELLE "60 VA 214"



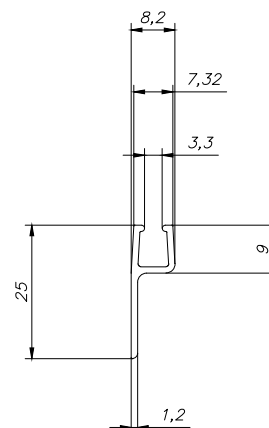
SERIE. 16.08

Perfil para fuelle y Tapajuntas



| Referencia | PVP | Und. | Longitud | Descripción |
|------------|---------------|------|----------|---------------------------------|
| 16008 | 7,50 € | 1 | 2,5 m | Perfil para fuelle y tapajuntas |
| 16008-3 | 9,12 € | 1 | 3 m | Perfil para fuelle y tapajuntas |

Profil Aluminium
 Aluminium Profile



SERIE. 16.03

Goma Seguridad Paragolpes



Gomme Porte á Bascule
 Rubber Security Bumper



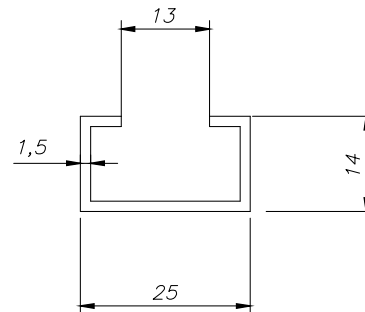
| Referencia | PVP | Longitud | Descipción |
|------------|-----------------|----------|-----------------------------|
| 16003 | 212,18 € | 20 m | Bobina 20 m goma paragolpes |

SERIE. 16.02

Perfil Aluminio Paragolpes



Profil Aluminium
 Aluminium profile Bumper



| Referencia | PVP | Unid. | Longitud | Descipción |
|------------|----------------|-------|----------|----------------------------|
| 16002 | 12,27 € | 1 | 2,5 m | Perfil aluminio paragolpes |


Cable

Acero



| Referencia | PVP | Acabado | Diámetro | Carga de ruptura |
|------------|------------------|-------------|----------|------------------|
| 92021-20M | Consultar | Galvanizado | 10 | 5.875Kg. |
| 92018-20M | Consultar | Galvanizado | 8 | 3.750 Kg. |
| 92011-500M | Consultar | Galvanizado | 6 | 2.110 Kg. |
| 92011-100M | Consultar | Galvanizado | 6 | 2.110 Kg. |
| 92013-500M | Consultar | Galvanizado | 5 | 1.470 Kg. |
| 92013-100M | Consultar | Galvanizado | 5 | 1.470 Kg. |
| 92014-500M | Consultar | Galvanizado | 4 | 1.115 Kg. |
| 92014-100M | Consultar | Galvanizado | 4 | 1.115 Kg. |
| 92022-500M | Consultar | Galvanizado | 3 | 970 Kg. |
| 92022-100M | Consultar | Galvanizado | 3 | 970 Kg. |

Câble
 Cable



PUERTAS
BATIENTES/CANCELA



ÍNDICE DE PRODUCTOS



Puertas Batientes

| | |
|--|---------|
| Base y Soporte de Giro | 169 |
| Bisagra Superior e Inferior | 170-171 |
| Topes Cancela y Pasadores | 172-173 |
| Bis. Palas Abiertas / Pasador Vertical | 174-178 |
| Pernio, Pernio Gota y Pernio Pala | 178-182 |



Swing Doors

| | |
|-------------------------------------|---------|
| Bases and Rotation Support | 169 |
| Hinge Top et Bottom | 170-171 |
| Steel Gates Stoppers et Bolts | 172-173 |
| Hinge, Bearing Hinge and Drop Hinge | 174-178 |
| Flag Hinges Open | 178-182 |



Portail Battant



| | |
|----------------------------------|---------|
| Pivots et Supports Réglables | 169 |
| Charnière Supérieur et Inférieur | 170-171 |
| Arrets Batant et Verrous | 172-173 |
| Paumelles | 174-178 |
| Charnières / Verrous Verticals | 178-182 |

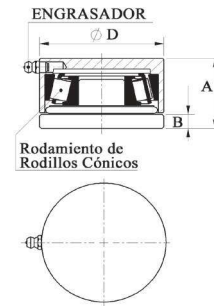
SERIE. 19

Base Soporte Giro con Rodamiento



| Referencia | PVP | Base | Acabado | Und. | A | B | D |
|--------------|----------------|---------|---------|------|----|----|------|
| 19070 | 26,05 € | Base 70 | Zinc | 2 | 44 | 10 | Ø 70 |
| 19000 | 20,57 € | Base 60 | Zinc | 4 | 44 | 10 | Ø 60 |
| 19050 | 17,83 € | Base 50 | Zinc | 6 | 40 | 8 | Ø 50 |
| 19042 | 13,44 € | Base 42 | Zinc | 6 | 40 | 8 | Ø 42 |

 Pivot Bas avec Roulement
 Rotation Base Support with Bearing





SERIE. 17

Soporte Giro Regulable



| Referencia | PVP | Base | Acabado | Und. | A | B | C | D | E |
|------------|----------------|------------|---------|------|-----|----|----|------|----|
| 17060 | 36,75 € | Soporte 60 | Zinc | 2 | 140 | 12 | 60 | Ø 60 | 60 |
| 17042 | 21,67 € | Soporte 42 | Zinc | 4 | 110 | 8 | 40 | Ø 40 | 50 |



 Support Réglable Tour avec Roulement
 Adjustable Rotation Support with Bearing

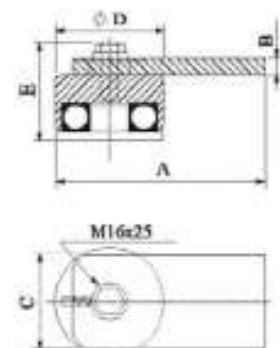
SERIE. 18

Soporte Giro Regulable con Rodamiento



| Referencia | PVP | Base | Acabado | Und. | A | B | C | D | E |
|--------------|----------------|------------|---------|------|-----|----|----|------|----|
| 18070 | 34,25 € | Soporte 70 | Zinc | 2 | 140 | 12 | 60 | Ø 70 | 60 |
| 18000 | 29,83 € | Soporte 60 | Zinc | 4 | 140 | 12 | 60 | Ø 60 | 60 |
| 18050 | 23,39 € | Soporte 50 | Zinc | 4 | 110 | 8 | 40 | Ø 50 | 50 |
| 18042 | 22,60 € | Soporte 42 | Zinc | 4 | 110 | 8 | 40 | Ø 40 | 50 |

 Support Réglable Tour avec Roulement ECO
 Adjustable Rotation Support with ECO Bearing



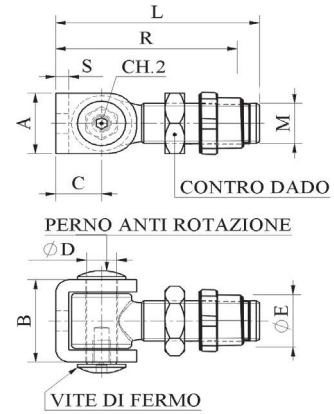
SERIE. **376**

Bisagra Superior/Inferior
Regulable Soldar

| Referencia | PVP | Dimensiones | Und. | A | B | C | D | E | F | L |
|------------|---------------|-------------|------|----|----|----|------|------|------|----|
| 376-18 | 7,96 € | M-18 | 12 | 30 | 41 | 21 | Ø 14 | Ø 30 | Ø 46 | 93 |
| 376-20 | 9,65 € | M-20 | 10 | 30 | 41 | 21 | Ø 14 | Ø 30 | Ø 46 | 93 |



Charnière Supérieure/Inférieure Réglable Souder
 Adjustable Hinges Top/Bottom to Weld



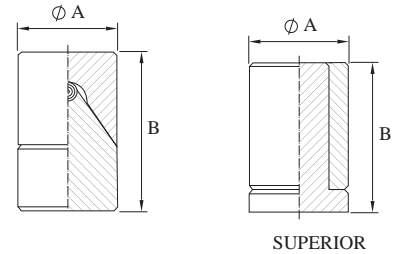
SERIE. **20.5**

Conjunto Punto de Giro

| Referencia | PVP | Dimensiones | Acabado | Und. | A | B |
|------------|---------------|-------------------|---------|------|------|---|
| 20500 | 13,80€ | Conjunto Completo | Zinc | 5 | Ø 40 | - |



Conjoint Pivot
 Pivot Hing Set



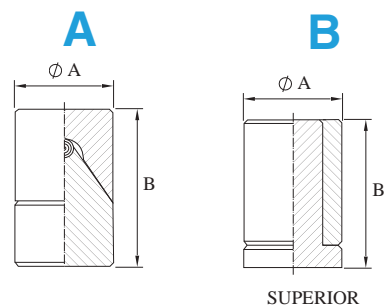
SERIE. **25**

Conjunto Punto de Giro

| Referencia | PVP | Dimensiones | Acabado | Und. | A | B |
|------------|---------------|-------------------|---------|------|------|----|
| 25500A | 8,12 € | Conjunto Inferior | Zinc | 8 | Ø 40 | 58 |
| 25500B | 7,82 € | Conjunto Superior | Zinc | 8 | Ø 40 | 64 |



Conjoint Pivot
 Pivot Hing Set



SERIE. **375**

| Referencia | PVP | Dimensiones | Und. | A | B | C | D | E | F | L | S | R | CH1 | CH2 |
|------------|----------------|-------------|------|----|----|----|------|------|------|----|---|-------|--------|-------|
| 375 | 12,73 € | M-20 | 10 | 30 | 41 | 21 | Ø 14 | Ø 30 | Ø 46 | 93 | 6 | 61-88 | Es. 30 | Es. 5 |

Bisagra
Superior/Inferior Regulable Tuerca



Charnière Supérieure /Inférieure Réglable Écrou
 Adjustable Hinges Top/Bottom with Nut



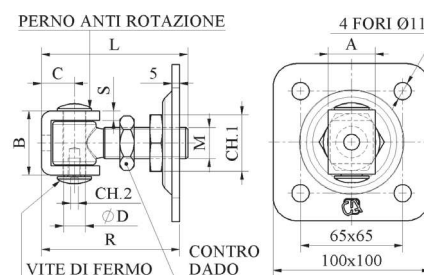
SERIE. **378**

| Referencia | PVP | Dimensiones | Und. | A | B | C | D | L | S | R | CH1 | CH2 |
|------------|----------------|-------------|------|----|----|----|------|----|---|-------|--------|-------|
| 378 | 18,52 € | M-20 | 10 | 30 | 41 | 21 | Ø 14 | 93 | 6 | 68-93 | Es. 36 | Es. 5 |

Bisagra
Superior/Inferior Regulable Placa



Charnière Supérieure /Inférieure Réglable à Platine
 Adjustable Hinges Top/Bottom with Plate



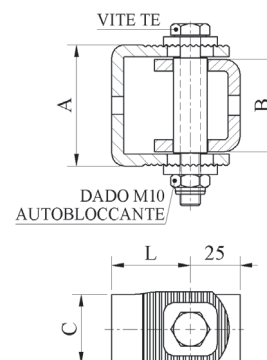
SERIE. **370**

| Referencia | PVP | Tamaño | Acabado | Und. | A | B | C | L | Tornillo |
|------------|----------------|---------|---------|------|----|----|----|-------|----------|
| 370P | 15,77 € | Pequeño | Zinc | 12 | 44 | 30 | 30 | 31-42 | M10X65 |
| 370G | 17,95 € | Grande | Zinc | 10 | 60 | 46 | 35 | 34-46 | M10X85 |

Bisagra
Superior/Inferior Regulable



Charnière Supérieure /Inférieure Réglable
 Adjustable Hinges Top/Bottom




SERIE. **386**

Tope goma



| Referencia | PVP | Acabado | Und. |
|------------|-------------|---------|------|
| 386 | 48 € | Zinc | 4 |

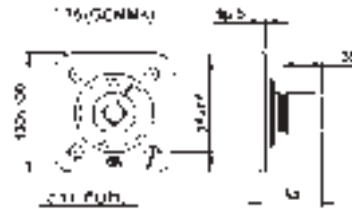


SERIE. **386W**

Tope goma



| Referencia | PVP | Acabado | Und. |
|------------|-------------|---------|------|
| 386W | 30 € | Zinc | 4 |



SERIE. **23**

Bisagra con Tuerca



| Referencia | PVP | Und. | Medidas | Rosca |
|------------|----------------|------|-----------|---------|
| 23000 | 26,44 € | 6 | 35X35X105 | M 22X64 |

Charnière avec Écrou
 Charnière avec Écrou

· 35 x 35 x 105
 · M22 x 64

SERIE. **20**

Punto de Giro con Bola



| Referencia | PVP | Und. | Pletina | Eje |
|------------|----------------|------|-----------|----------|
| 20000 | 18,32 € | 8 | 60X30X100 | 35X35X90 |

Pivot avec Boule
 Charnière avec Écrou

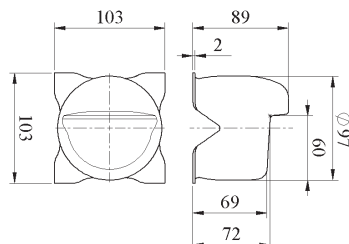
· Pletina 60 x 30 x 100
 · Eje 35 x 35 x 90

SERIE. **380**

Tope Empotrar



| Referencia | PVP | Acabado | Und. |
|------------|---------------|---------|------|
| 380 | 6,43 € | Zinc | 16 |

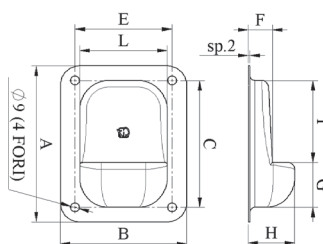


SERIE. **380F**

Tope Atornillar



| Referencia | PVP | Acabado | Und. | A | B | C | E | F | G | H | I | L |
|------------|---------------|---------|------|-----|-----|-----|-----|----|----|----|----|----|
| 380F | 9,62 € | Zinc | 20 | 160 | 130 | 130 | 100 | 25 | 46 | 48 | 84 | 90 |



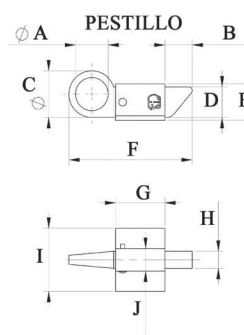
SERIE. **265**

Pestillo Acero Superior



| Referencia | PVP | Descripción | Und. | A | B | C | D | E | F | G | H | I | J |
|------------|---------------|------------------------|------|----|------|----|----|----|----|----|-----|----|------|
| 266 | 4,09 € | Pestillo Acero Grande | 20 | 18 | 0-16 | 26 | 17 | 20 | 70 | 28 | 9,5 | 35 | 12,5 |
| 265 | 2,24 € | Pestillo Acero Mediano | 25 | 19 | 0-16 | 28 | 20 | 25 | 75 | 34 | 14 | 39 | 18 |

Targette Acier Supérieur
 Superior Steel Latch Bridge



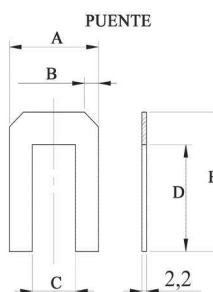
SERIE. **270**

Puente Pestillo



| Referencia | PVP | Descripción | Acabado | Und. | A | B | C | D | E |
|------------|---------------|----------------------|---------|------|----|------|------|----|----|
| 271 | 0,85 € | Puente Acero Grande | Zinc | 25 | 39 | 7x45 | 16,5 | 51 | 64 |
| 270 | 0,50 € | Puente Acero Mediano | Zinc | 50 | 44 | 7x45 | 21,5 | 51 | 66 |

Pont Targette
 Superior Steel Latch Bridge



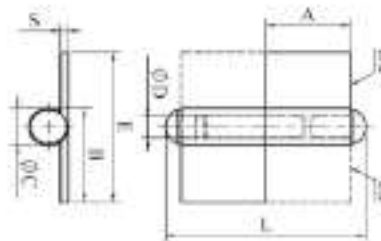
SERIE. **240**

Pernio
con Pala Media

| Referencia | PVP | Medida | Acabado | Und. | A | B | C | D | E | L | S |
|------------|---------------|--------|---------|------|----|----|--------|------|----|-----|-----|
| 240-80 | 1,72 € | 14X80 | Hierro | 20 | 39 | 35 | Ø 14 | Ø 8 | 56 | 90 | 2,7 |
| 240-100 | 2,57 € | 16X100 | Hierro | 20 | 50 | 48 | Ø 16,5 | Ø 10 | 80 | 113 | 3 |
| 240-120 | 2,80 € | 16X120 | Hierro | 20 | 60 | 48 | Ø 16,5 | Ø 10 | 80 | 133 | 3 |



Paumelle avec Pelle Moyenne
 Swivel Pulley - Mod. Hinge



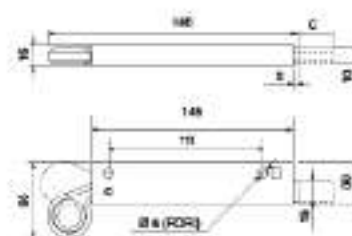
SERIE. **301**

Pasador Automático
2 hojas

| Referencia | PVP | L | Acabado | Und. |
|------------|----------------|-----|---------|------|
| 301 | 29,00 € | 180 | Zinc | 6 |



Verrou Automatique 2 Lames
 Automatic Bolt 2 Leaves



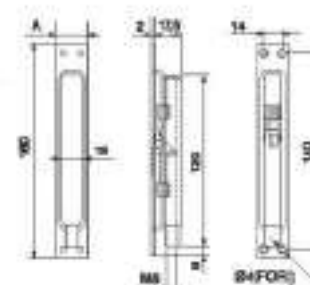
SERIE. **222**

Pasador Embutir

| Referencia | PVP | Modelo | Unds. | A | B | C | E | F | Recorrido |
|------------|----------------|----------|-------|----|-----|-----|----|----|-----------|
| 222 | 4,40 € | Sencillo | 10 | 24 | 160 | 144 | 14 | 13 | 17 |
| 221 | 12,80 € | Doble | 10 | 24 | 195 | 183 | 14 | 13 | 17 |



Verrou à Bascule avec 2 Sorties
 Bolt to Stuff




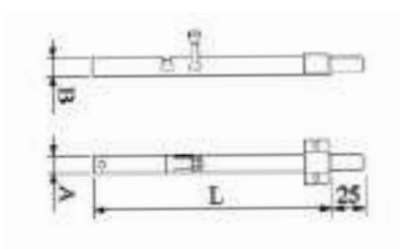
SERIE. 49

Pasador Muelle



| Referencia | PVP | Medida | Acabado | Und. | A | B | L |
|------------|---------------|-----------|---------|------|----|----|-----|
| 49080 | 5,92 € | 14X14X200 | Zinc | 12 | 14 | 14 | 200 |
| 49090 | 6,99 € | 14X14X300 | Zinc | 12 | 14 | 14 | 300 |
| 49100 | 8,09 € | 14X14X400 | Zinc | 10 | 14 | 14 | 400 |
| 49081 | 5,92 € | 16X16X200 | Zinc | 12 | 16 | 16 | 200 |
| 49091 | 7,35 € | 16X16X300 | Zinc | 12 | 16 | 16 | 300 |
| 49101 | 8,09 € | 16X16X400 | Zinc | 10 | 16 | 16 | 400 |

 Verrou de Ressort
 Superior Steel Latch Bridge



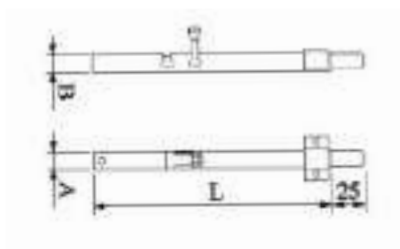
SERIE. 49C

Pasador Muelle con condena



| Referencia | PVP | Medida | Acabado | Und. | A | B | L |
|------------|---------------|-----------|---------|------|----|----|-----|
| 49080-C | 5,93 € | 14X14X200 | Zinc | 12 | 14 | 14 | 200 |
| 49090-C | 6,69 € | 14X14X300 | Zinc | 12 | 14 | 14 | 300 |
| 49100-C | 8,24 € | 14X14X400 | Zinc | 12 | 14 | 14 | 400 |
| 49081-C | 6,06 € | 16X16X200 | Zinc | 12 | 16 | 16 | 200 |
| 49091-C | 7,58 € | 16X16X300 | Zinc | 12 | 16 | 16 | 300 |
| 49101-C | 8,39 € | 16X16X400 | Zinc | 10 | 16 | 16 | 400 |

 Verrou de Ressort avec Condamnation
 Superior Steel Latch Bridge





SERIE. 201

Tapón con Muelle embutir



| Referencia | PVP | Und. | Acabado | Ø Exterior | Ø Interior |
|------------|---------------|------|---------|------------|------------|
| 2010-16 | 4,71 € | 100 | Bronce | 20 | 16 |
| 2010-20 | 5,31 € | 100 | Bronce | 24 | 20 |

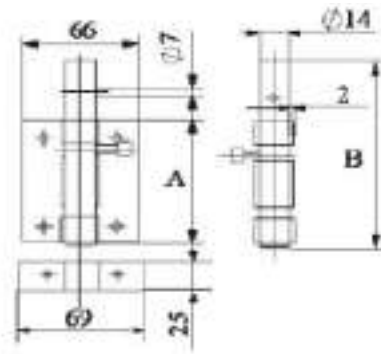
 Bouchon avec Resort Fournier
 Cap with Spring to Stuff

SERIE. 455

Pasador
tipo Cerrojo Atornillar



Verrou à Visser
 Bolt to Screw



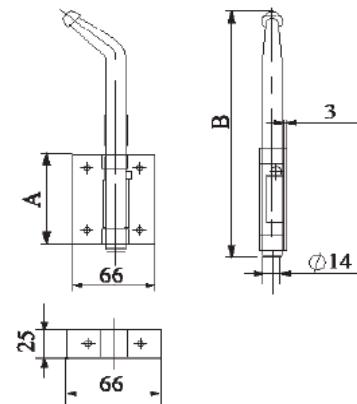
| Referencia | PVP | Medida | Acabado | Unds. Caja | A | B |
|------------|---------------|--------|---------|------------|-----|-----|
| 455-70 | 3,03 € | 70 | Zinc | 20 | 70 | 110 |
| 455-85 | 3,34 € | 85 | Zinc | 15 | 85 | 130 |
| 455-100 | 3,83 € | 100 | Zinc | 15 | 100 | 152 |
| 455-120 | 4,66 € | 120 | Zinc | 10 | 120 | 185 |

SERIE. 318

Pasador
tipo Cerrojo Atornillar



Verrou à Visser
 Bolt to Screw



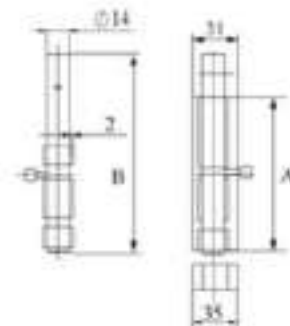
| Referencia | PVP | Medida | Acabado | Unds. Caja | A | B |
|------------|---------------|--------|---------|------------|----|-----|
| 318-250 | 5,11 € | 250 | Zinc | 10 | 85 | 240 |
| 318-350 | 5,31 € | 350 | Zinc | 5 | 85 | 340 |

SERIE. 456

Pasador
tipo Cerrojo Soldar



Verrou à Souder
 Bolt to Weld



| Referencia | PVP | Medida | Acabado | Unds. Caja | A | B |
|------------|---------------|--------|---------|------------|-----|-----|
| 456-70 | 3,29 € | 70 | Zinc | 20 | 70 | 110 |
| 456-85 | 3,61 € | 85 | Zinc | 20 | 85 | 130 |
| 456-100 | 3,73 € | 100 | Zinc | 15 | 100 | 152 |
| 456-120 | 4,87 € | 120 | Zinc | 10 | 120 | 185 |

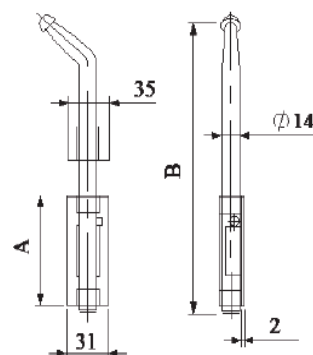
SERIE. **319**

Pasador
tipo Cerrojo Soldar



Verrou à Souder
 Bolt to Weld

| Referencia | PVP | Medida | Acabado | Unds. Caja | A | B |
|------------|---------------|--------|---------|------------|----|-----|
| 319-250 | 5,29 € | 250 | Zinc | 10 | 85 | 240 |
| 319-350 | 5,61 € | 350 | Zinc | 5 | 85 | 340 |



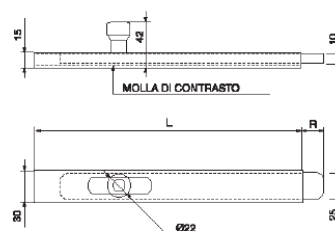
SERIE. **220-215**

Pasador Plano



Verrou Plat
 Flat Latch

| Referencia | PVP | Unds. Caja | L | R | A | B |
|------------|---------------|------------|-----|------|-----|-----|
| 220-200 | 8,67 € | 10 | 200 | 0-43 | 70 | 110 |
| 220-250 | 9,14 € | 10 | 250 | 0-43 | 85 | 130 |
| 215-150 | 4,34 € | 10 | 150 | 0-49 | 70 | 110 |
| 215-300 | 5,77 € | 10 | 300 | 0-49 | 85 | 130 |
| 215-500 | 7,70 € | 10 | 500 | 0-49 | 100 | 152 |



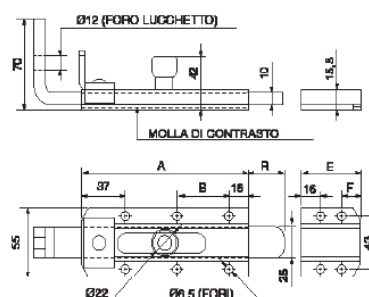
SERIE. **286**

Pasador para Candado



Verrou à Coulisse Porte-Cadenas
 Latch for Padlock

| Referencia | PVP | Unds. Caja | A | B | E | F | R |
|------------|----------------|------------|-----|----|----|----|------|
| 286-200 | 16,84 € | 5 | 140 | | 50 | 16 | 0-58 |
| 286-300 | 22,88 € | 5 | 205 | 78 | 90 | 25 | 0-90 |



SERIE. 20

Pernio torneado



pernios torneados

HIERRO

| REFERENCIA | DESCRIPCIÓN | ACABADO PVP | |
|------------|------------------------|--------------------|--------|
| 20010 | Pernio Torneado 10x60 | Hierro | 0,70 € |
| 20012 | Pernio Torneado 12x70 | Hierro | 0,87 € |
| 20014 | Pernio Torneado 14x80 | Hierro | 1,12 € |
| 20015 | Pernio Torneado 14x100 | Hierro | 1,30 € |
| 20016 | Pernio Torneado 16x100 | Hierro | 1,52 € |
| 20017 | Pernio Torneado 16x120 | Hierro | 1,65 € |
| 20018 | Pernio Torneado 18x120 | Hierro | 2,35 € |
| 20020 | Pernio Torneado 20x120 | Hierro | 2,95 € |
| 20022 | Pernio Torneado 22x140 | Hierro | 3,46 € |
| 20025 | Pernio Torneado 25x150 | Hierro | 6,99 € |
| 20030 | Pernio Torneado 30x150 | Hierro | 7,57 € |



INOX

| | | | |
|---------|------------------------|------|---------|
| 20010ix | Pernio Torneado 10x60 | Inox | 2,43 € |
| 20012ix | Pernio Torneado 12x80 | Inox | 3,58 € |
| 20014ix | Pernio Torneado 14x80 | Inox | 4,47 € |
| 20016ix | Pernio Torneado 16x100 | Inox | 6,25 € |
| 20018ix | Pernio Torneado 18x120 | Inox | 9,26 € |
| 20020ix | Pernio Torneado 20x120 | Inox | 11,02 € |
| 20022ix | Pernio Torneado 22x140 | Inox | 13,93 € |
| 20025ix | Pernio Torneado 25x150 | Inox | 19,50 € |
| 20030ix | Pernio Torneado 30x150 | Inox | 27,85 € |

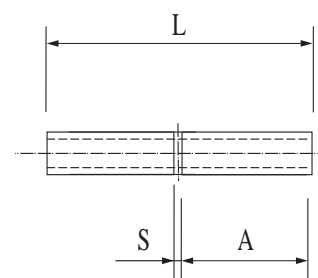
SERIE. 21

Pernio 2 Cuerpos con Rodamiento Axial

| Referencia | PVP | Medida | Acabado | Und. | A | L | S |
|------------|---------------|-------------------|---------|------|------|-------|---|
| 21025 | 6,27 € | 25X150 Rod. Axial | Pulido | 20 | 69,5 | 148,8 | 9 |
| 21030 | 8,95 € | 30X150 Rod. Axial | Pulido | 20 | 74 | 150 | 9 |
| 21125 | 6,55 € | 25X150 Bola | Pulido | 20 | 70 | 142 | 2 |
| 21130 | 8,25 € | 30X150 Bola | Pulido | 20 | 69,8 | 142 | 3 |





Paumelle 2 Corps avec Roulement Axial
2 Bodies Hinge with Axial Bearing

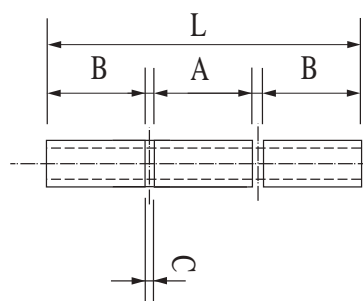


SERIE. 22

Pernio 3 Cuerpos



 Paumelle 3 Corps
 3 Bodies Hinge





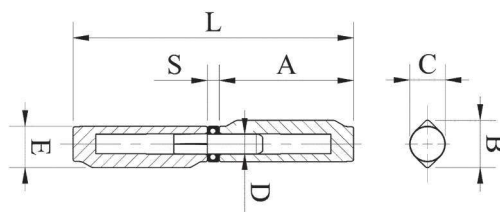
| Referencia | PVP | Medida | Acabado | Und. | A | B | C | L |
|------------|---------------|--------|---------|------|----|------|-----|-----|
| 22020 | 4,13 € | 20X120 | Pulido | 20 | 49 | 35 | 0,4 | 120 |
| 22025 | 6,30 € | 25X150 | Pulido | 20 | 59 | 44,8 | 0,4 | 150 |
| 22030 | 7,48 € | 30X150 | Pulido | 20 | 59 | 45 | 0,4 | 150 |

SERIE. 255

Pernio Gota



 Paumelle à Goutte
 Drop Profile Hinge



| Referencia | PVP | Medida | Acabado | Und. | A | B | C | D | E | L | S |
|------------|---------------|---------------------------|---------|------|------|------|------|------|------|-------|-----|
| 255-10 | 0,63 € | 10X60 | Pulido | 48 | 28 | 11,5 | Ø 10 | Ø 6 | 11,5 | 58 | 1,5 |
| 255-12 | 0,83 € | 12X80 | Pulido | 48 | 37,5 | 14 | Ø 12 | Ø 7 | 14 | 78 | 1,5 |
| 255-14 | 1,18 € | 14X100 | Pulido | 24 | 48 | 16,5 | Ø 14 | Ø 8 | 16,5 | 98 | 2 |
| 255-16 | 1,54 € | 16X120 | Pulido | 24 | 58 | 20 | Ø 16 | Ø 8 | 20 | 118 | 2 |
| 255-18 | 1,88 € | 18X140 | Pulido | 20 | 68 | 24 | Ø 18 | Ø 10 | 21 | 139 | 3 |
| 255-20 | 2,74 € | 20X140 | Pulido | 18 | 68,5 | 28 | Ø 20 | Ø 12 | 24 | 140 | 3 |
| 255-25 | 4,09 € | 22X150 | Pulido | 18 | 72 | 29 | Ø 20 | Ø 14 | 25,5 | 147 | 3 |
| 255-50 | 5,46 € | *22X150 con rodamiento | Pulido | 18 | 72 | 29 | Ø 22 | Ø 14 | 25,5 | 150,5 | 6,7 |

SERIE. 254

Pernio Gota con rodamiento



| Referencia | PVP | Medida | Acabado | Und. | A | B | C | D | E | L | S |
|------------|---------------|---------------------------|---------|------|------|----|------|------|----|-----|---|
| 254-20 | 4,25 € | *20X140 con rodamiento | Pulido | 18 | 68,5 | 28 | Ø 20 | Ø 12 | 24 | 140 | 3 |
| 254-18 | 3,75 € | *18X140 con rodamiento | Pulido | 20 | 68 | 24 | Ø 18 | Ø 10 | 21 | 139 | 3 |
| 254-16 | 3,20 € | *16X120 con rodamiento | Pulido | 24 | 58 | 20 | Ø 16 | Ø 8 | 20 | 118 | 2 |

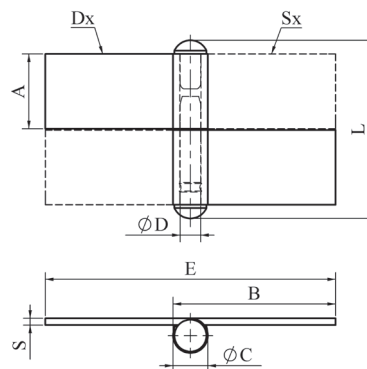
SERIE. **245**

Pernio con Pala Larga

| Referencia | PVP | Medida | Acabado | Und. | A | B | C | D | E | L | S |
|------------|---------------|--------|---------|------|----|----|--------|------|-----|-----|-----|
| 245-80 | 2,03 € | 14X80 | Hierro | 12 | 39 | 65 | Ø 14 | Ø 8 | 116 | 90 | 2,7 |
| 245-100 | 2,90 € | 16X100 | Hierro | 12 | 50 | 68 | Ø 16,5 | Ø 10 | 120 | 113 | 3 |
| 245-120 | 3,10 € | 16X120 | Hierro | 12 | 60 | 68 | Ø 16,5 | Ø 10 | 120 | 133 | 3 |



Paumelle à Pelle Longue
 Long Flag Hinge



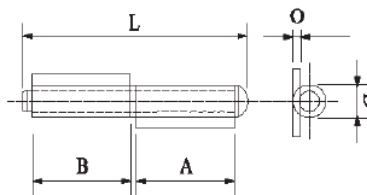
SERIE. **42**

Pernio Pala

| Referencia | PVP | Medida | Acabado | Und. | A | B | C | O | L |
|------------|---------------|--------|---------|------|------|------|-----|------|------|
| 42014 | 1,60 € | 14X80 | Pulido | 30 | 39 | 39 | 2,5 | 13,2 | 81,5 |
| 42016 | 2,00 € | 16X100 | Pulido | 30 | 47 | 47 | 3 | 16 | 98 |
| 42018 | 2,40 € | 18X110 | Pulido | 30 | 53 | 53 | 4 | 18 | 110 |
| 42020 | 3,00 € | 20X120 | Pulido | 24 | 57,8 | 57,8 | 4 | 20 | 120 |
| 42025 | 4,00 € | 25X140 | Pulido | 16 | 67,8 | 67,8 | 5 | 25 | 140 |



Paumelle de Pelle
 Flag Hinge



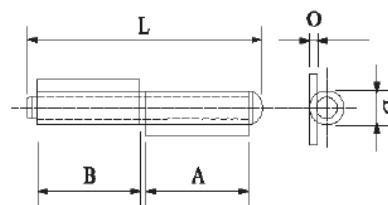
SERIE. **42Z**

Pernio Pala acabado plateado

| Referencia | PVP | Medida | Acabado | Und. | A | B | C | O | L |
|------------|---------------|--------|---------|------|------|------|-----|------|------|
| 42014Z | 1,83 € | 14X80 | Zincado | 30 | 39 | 39 | 2,5 | 13,2 | 81,5 |
| 42016Z | 2,16 € | 16X100 | Zincado | 30 | 47 | 47 | 3 | 16 | 98 |
| 42018Z | 2,70 € | 18X110 | Zincado | 30 | 53 | 53 | 4 | 18 | 110 |
| 42020Z | 3,40 € | 20X120 | Zincado | 24 | 57,8 | 57,8 | 4 | 20 | 120 |
| 42025Z | 4,50 € | 25X140 | Zincado | 16 | 67,8 | 67,8 | 5 | 25 | 140 |





Paumelle de Pelle
 Flag Hinge

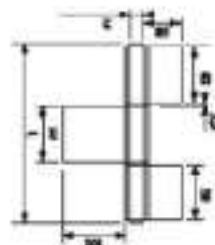


SERIE. **181**

Bisagra Tipo Pernio



 Charnière Industriel
 2 Bearings Wheels





| Referencia | PVP | Medida | Acabado | Und. |
|------------|----------------|---------|---------|------|
| 13181 | 28,00 € | 180X100 | Pulido | 10 |
| 13182 | 24,00 € | 180X100 | Zinc | 10 |

SERIE. **120**

Bisagra 2 Cuerpos
Palas Abiertas



 Paumelle 2 Corps avec Pelles Ouvertes
 2 Bodies Hinge Open Flags

| Referencia | PVP | Medida | Acabado | Und. | A | L |
|------------|---------------|--------|---------|------|----|-----|
| 120-90 | 6,70 € | 28X94 | Pulido | 8 | 40 | 94 |
| 120-180 | 8,18 € | 28X185 | Pulido | 4 | 85 | 185 |

SERIE. **125**

Bisagra 3 Cuerpos
Palas Abiertas





| Referencia | PVP | Medida | Acabado | Unds. Caja | A | B |
|------------|----------------|--------|---------|------------|----|-----|
| 125 | 10,72 € | 28X185 | Pulido | 4 | 70 | 110 |

SERIE. **289**

Pasador Vertical





 Verrou Vertical
 Vertical Bolt

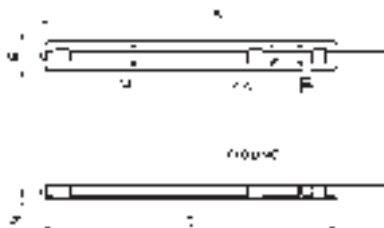
| Referencia | PVP | Medida | Acabado | Und.. | L | R |
|------------|---------------|--------|---------|-------|-----|------|
| 289-150 | 6,74 € | 150 | Zinc | 12 | 150 | 0-55 |
| 289-200 | 7,01 € | 200 | Zinc | 12 | 200 | 0-55 |

SERIE. **297**
Pasador Vertical

| Referencia | PVP | Medida | Acabado | Und. | A | C | D | E | SP |
|------------|----------------|--------|---------|------|-----|-----|----|----|----|
| 297-150 | 30,33 € | 560 | Zinc | 10 | 560 | 465 | 16 | 50 | 3 |
| 297-200 | 40,43 € | 740 | Zinc | 10 | 740 | 630 | 20 | 50 | 4 |





 Verrou Vertical
 Vertical Bolt

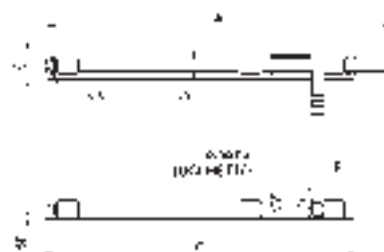


SERIE. **298**
Pasador Vertical Candado

| Referencia | PVP | Medida | Acabado | Und. | A | C | D | E | F | SP |
|------------|----------------|--------|---------|------|-----|-----|----|----|------|----|
| 298-150 | 29,67 € | 420 | Zinc | 10 | 420 | 385 | 16 | 35 | 10,5 | 3 |
| 298-200 | 35,06 € | 560 | Zinc | 10 | 560 | 465 | 16 | 50 | 10,5 | 3 |





 Verrou Vertical Porte-Cadenas
 Vertical Bolt Padlock



SERIE. **299**
Pasador Transversal


| Referencia | PVP | Medida | Acabado | Und. | A | B | C | D | E |
|------------|----------------|--------|---------|------|-----|----|-----|----|----|
| 299-150 | 23,33 € | 150 | Zinc | 10 | 150 | 40 | 100 | 12 | 35 |
| 299-200 | 26,20 € | 200 | Zinc | 10 | 200 | 55 | 155 | 12 | 35 |



 Verrou Transversal
 Transversal Bolt



VARIOS

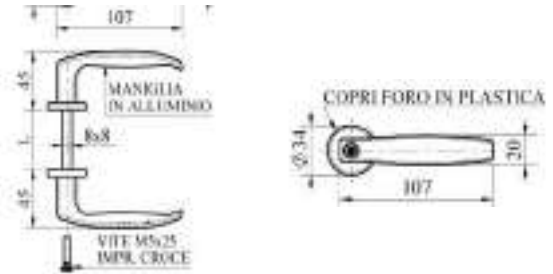


SERIE. 51

Maneta Aleación Negra



 Béquille Double Noir
 Black Alloy Handles





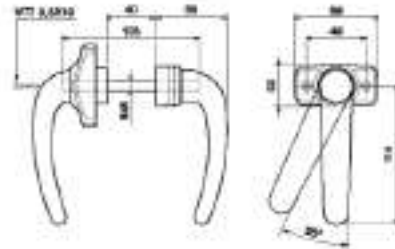
| Referencia | PVP | Dimensiones | Acabado | Und. |
|------------|---------------|-------------|--------------|------|
| 51025 | 4,76 € | 25 x 35 | Lacado negro | 20 |
| 51040 | 4,76 € | 40 x 50 | Lacado negro | 20 |
| 51050 | 4,76 € | 50 x 60 | Lacado negro | 20 |
| 51060 | 4,76 € | 60 x 70 | Lacado negro | 20 |

SERIE. 358

Maneta Nylon con Muelle de Retorno



 Béquille Nylon avec Ressort Retour
 Nylon Handles with Return Spring





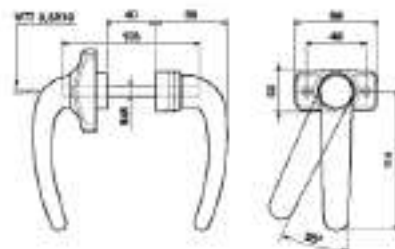
| Referencia | PVP | Acabado | Und. |
|------------|---------------|---------|------|
| 358 | 8,24 € | Negro | 8 |

SERIE. 52

Maneta Aluminio con Muelle Retorno



 Béquille Aluminium
 Aluminum Handles



| Referencia | PVP | Acabado | Und. |
|------------|----------------|---------|------|
| 52090 | 15,52 € | Blanco | 10 |
| 52091 | 14,88 € | Negro | 10 |

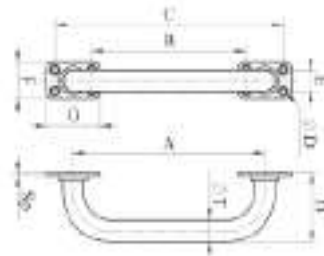
SERIE. 366

Tirador para portón

| Referencia | PVP | Dimensión | Und. | A | B | C | D | E | F | G | H | T | SP |
|------------|----------------|-----------|------|-----|-----|-----|-----|----|----|----|----|----|----|
| 36618 | 18,02 € | 20L-180 | 10 | 180 | 145 | 215 | 5,5 | 20 | 35 | 50 | 64 | 20 | 3 |
| 36628 | 37,42 € | 18L-280 | 10 | 280 | 233 | 327 | 6,5 | 28 | 45 | 65 | 80 | 28 | 4 |



Poignée Acier
 Puller Gate



SERIE. 920

Maneta Cortafuego

| Referencia | PVP | Acabado | Und. |
|------------|----------------|---------------|------|
| 92033 | 38,12 € | S/Bocallave | 1 |
| 92034 | 34,30 € | C/Bocallave | 1 |
| 92035 | 42,48 € | Maneta - Pomo | 1 |



Béquille Coupe-feu
 Handle Firewall

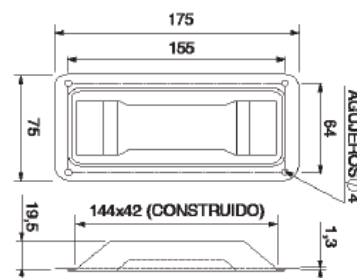
SERIE. 337

Tirador Encastar

| Referencia | PVP | Medida exterior | Medida interior | Acabado | Und. |
|------------|---------------|-----------------|-----------------|---------|------|
| 337 | 8,73 € | 175 x 75 | 155 x 64 | Zinc | 30 |



Pignée Portail Coulissant
 Puller for Embed





SERIE. 332

Tapa Tubo Rectangular
Nylon Negro



| Referencia | PVP | Dimensiones | Largo | Ancho | SP | Und. |
|------------|---------------|-------------|-------|-------|----|------|
| 32-15x30 | 0,16 € | 15 x 30 | 30 | 15 | 4 | 100 |
| 32-20x30 | 0,22 € | 20 x 30 | 30 | 20 | 4 | 100 |
| 32-25x40 | 0,26 € | 25 x 40 | 40 | 25 | 5 | 100 |
| 32-30x40 | 0,44 € | 30 x 40 | 40 | 30 | 5 | 100 |
| 32-30x50 | 0,53 € | 30 x 50 | 50 | 30 | 6 | 100 |



 Bouchon Rectangulaire Nylon
 Nylon Handles withReturn Spring

SERIE. 330/331

Tapa Tubo Cuadrada
Nylon Negro



| Referencia | PVP | Dimensiones | Largo | Ancho | SP | Und. |
|------------|---------------|-------------|-------|-------|----|------|
| 330-20 | 0,17 € | 20 x 20 | 20 | 20 | 4 | 100 |
| 330-25 | 0,26 € | 25 x 25 | 25 | 25 | 3 | 100 |
| 330-30 | 0,36 € | 30 x 30 | 30 | 30 | 6 | 100 |
| 330-35 | 0,39 € | 35 x 35 | 35 | 35 | 5 | 100 |
| 330-40 | 0,52 € | 40 x 40 | 40 | 40 | 5 | 100 |
| 330-50 | 0,70 € | 50 x 50 | 50 | 50 | 5 | 100 |
| 330-60 | 1,17 € | 60 x 60 | 60 | 60 | 5 | 100 |
| 330-80 | 2,39 € | 80 x 80 | 80 | 80 | 6 | 100 |



 Bouchon Carré Nylon
 Nylon Handles withReturn Spring

SERIE. 331

Tapa Tubo Redonda
Nylon Redonda



| Referencia | PVP | Diametro | SP | Und. |
|------------|---------------|----------|----|------|
| 331-20 | 0,09 € | 20 | 4 | 100 |
| 331-25 | 0,17 € | 25 | 3 | 100 |
| 331-30 | 0,18 € | 30 | 5 | 100 |
| 331-35 | 0,36 € | 35 | 5 | 100 |
| 331-40 | 0,41 € | 40 | 4 | 100 |
| 331-50 | 0,99 € | 50 | 5 | 100 |
| 331-60 | 1,10 € | 60 | 8 | 100 |
| 331-80 | 1,88 € | 80 | 5 | 100 |
| 331-100 | 3,17 € | 100 | 8 | 100 |



 Bouchon Rond Nylon
 Nylon Handles withReturn Spring

SERIE. 54

Tapa Tubo



| Referencia | PVP | Dimensiones | Largo | Altura | Acabado | Und. |
|------------|---------------|-------------|-------|--------|---------|------|
| 54030 | 0,53 € | 30 x 30 | 34 | 13 | Zinc | 100 |
| 54040 | 0,63 € | 40 x 40 | 44 | 15 | Zinc | 100 |
| 54050 | 0,76 € | 50 x 50 | 54 | 17 | Zinc | 100 |
| 54060 | 0,94 € | 60 x 60 | 64 | 20 | Zinc | 80 |
| 54080 | 1,15 € | 80 x 80 | 84 | 22 | Zinc | 50 |
| 54100 | 1,63 € | 100 x 100 | 104 | 26 | Zinc | 40 |
| 54120 | 2,17 € | 120 x 120 | 124 | 29 | Zinc | 50 |
| 54150 | 3,22 € | 150 x 150 | 154 | 35 | Zinc | 30 |



 Couvre Pilastre Carré
 Cover Pipe

SERIE. 342

Tapa Tubo Rectangular



| Referencia | PVP | Dimensiones | Largo | Ancho | Atura | Acabado | Und. |
|------------|---------------|-------------|-------|-------|-------|---------|------|
| 342-20x30 | 0,69 € | 20 x 30 | 31 | 21 | 12 | Zinc | 100 |
| 342-20x40 | 0,70 € | 20 x 40 | 41 | 21 | 12 | Zinc | 100 |
| 342-25x40 | 0,78 € | 25 x 40 | 51 | 31 | 14 | Zinc | 100 |
| 342-30x60 | 0,87 € | 30 x 60 | 61 | 30 | 14 | Zinc | 100 |
| 342-40x60 | 1,13 € | 40 x 60 | 61 | 41 | 16 | Zinc | 100 |
| 342-40x80 | 1,45 € | 40 x 80 | 81 | 41 | 16 | Zinc | 40 |
| 342-50x100 | 2,07 € | 50 x 100 | 101 | 51 | 18 | Zinc | 50 |



 Couvre Pilastre Rectangulaire
 Black Alloy Handles

SERIE. 92

Portero Eléctrico



| Referencia | PVP | Descripción | Und. |
|------------|----------------|---|------|
| 92040 | 56,28 € | Portero Automático Función Inversa | 1 |
| 92041 | 41,31 € | Portero Automático con Memoria Frente Corto | 1 |
| 92042 | 43,96 € | Portero con Memoria Frente Largo | 1 |

 Serrure Electrique
 Electric Lock

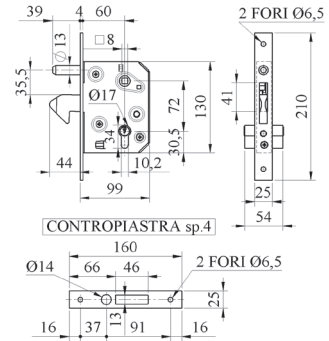
SERIE. **59060**

Cerradura Pico-loro



| Referencia | PVP | Cilindro | Medida | Acabado | Und. |
|------------|----------------|----------|------------|---------|------|
| 59060SC | 26,00 € | No | 97X57 (60) | Zinc | 5 |
| 59060 | 33,00 € | Sí | 97X57 (60) | Zinc | 5 |

Serrure Portail Couissant
 Parrot Beak Lock



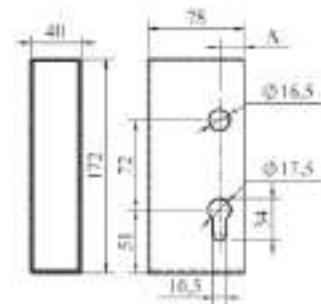
SERIE. **35T**

Tapa Cerradura



| Referencia | PVP | Utilidad | A | Acabado | Und. |
|------------|---------------|----------|----|---------|------|
| 35440 | 7,31 € | Tubo 40 | 20 | Zinc | 6 |
| 35450 | 7,62 € | Tubo 50 | 10 | Zinc | 6 |

Couvercle Serrure
 Cap for Lock



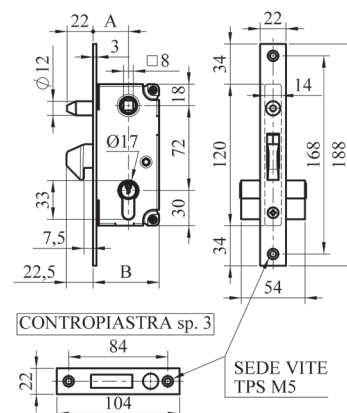
SERIE. **59030**

Cerradura Pico-loro



| Referencia | PVP | Cilindro | Medida | Acabado | Und. |
|------------|----------------|----------|------------|---------|------|
| 59030 | 31,82 € | Sí | 53X27 (30) | Zinc | 5 |

Serrure Portail Couissant
 Parrot Beak Lock



SERIE. **35112**

Cerradura Cortafuegos

| Referencia | PVP | Descripción | Und. |
|------------|----------------|--|------|
| 35112-N | 40,90 € | Cerradura Cortafuegos Picaporte y Palanca | 1 |
| 35112-C | 64,32 € | Cerradura Cortafuegos Versión Antipánico Picaporte y Palanca | 1 |



Serrure Coupe-Feu
 Firewall Lock

SERIE. **35110**

Antipánicos

| Referencia | PVP | Descripción | Und. |
|------------|-----------------|---|------|
| 35110 | 240,21 € | Barra Antipánico Sobreponer | 1 |
| 35111 | 250,07 € | Barra Antipánico Cierre Alto/Bajo | 1 |
| 35112 | 127,11 € | Barra Antipánico Acción Directa Cerradura | 1 |
| 35119 | 245,38 € | Selector Cierre Antipánico | 1 |
| 35120 | 47,66 € | Kit Alargo Antipánico Picaporte y Palanca | 1 |
| 35404 | 78,32 € | Tubo Barra Antipánico Rojo (1500mm) | 1 |



Antipanique
 Antipanics

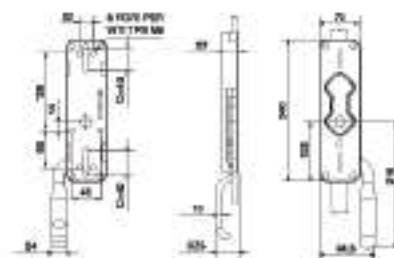
SERIE. **5000**

Cremona Reforzada

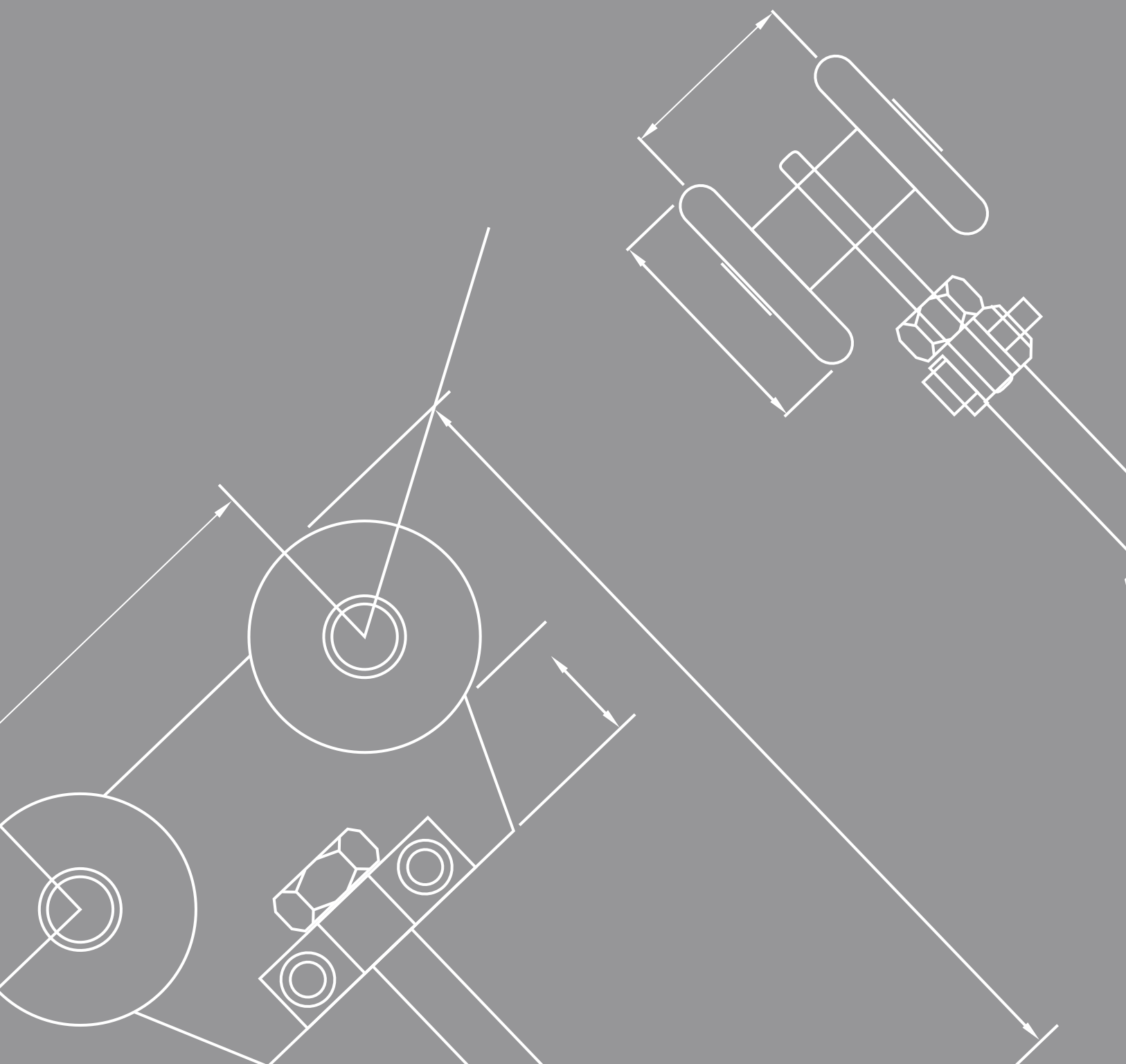
| Referencia | PVP | Posición | Acabado | Und. Caja |
|------------|----------------|-----------|---------|-----------|
| 5000SX | 86,61 € | Izquierda | Zinc | 2 |
| 5000DX | 86,61 € | Derecha | Zinc | 2 |



Crémone Renforcée
 Reinforced Cremona



INOX Y MOTORES



ÍNDICE DE PRODUCTOS



Sección INOX

| | |
|---|---------|
| Ruedas, Ruedas con Soporte | 194-197 |
| Rodillos y Cabezales | 198 |
| Bases de Giro, Pasadores, Tope y Carril | 199-201 |

Motores **202-206**



Section Stainless Steel

| | |
|--|---------|
| Wheels, Wheels with Support | 194-197 |
| Rollers and Heads | 198 |
| Bases of Rotation, Knocker, Top and Rail | 199-201 |

Motors **202-206**



Section INOX

| | |
|---------------------------------|---------|
| Roues, Roues avec Support | 194-197 |
| Rouleaus et Guides Réglables | 198 |
| Pivots, Verrous, Arrêts et Rail | 199-201 |

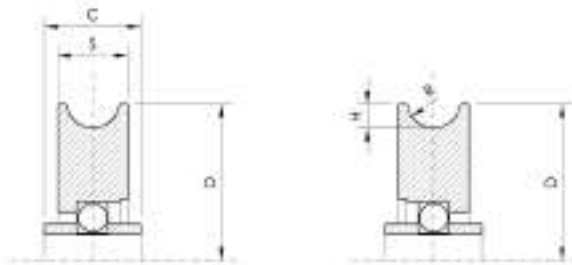
Moteurs **202-206**

SERIE. **3 IX**
R-20



| Referencia | PVP | Ø(D) | Carga | Acab. | Und. | C | H | S | R | Métrica |
|------------|----------------|------|-------|-------|------|----|-----|----|------|---------|
| 3060IX | 27,36 € | 60 | 400 | Inox | 20 | 34 | 9,3 | 24 | 20,6 | M 14 |
| 3080IX | 41,79 € | 80 | 600 | Inox | 12 | 34 | 9,3 | 24 | 20,6 | M 16 |
| 3100IX | 56,15 € | 100 | 600 | Inox | 8 | 34 | 9,3 | 24 | 20,6 | M 16 |
| 3120IX | 85,08 € | 120 | 600 | Inox | 6 | 34 | 9,3 | 24 | 20,6 | M 16 |

Gorge Ronde
 Round Channel

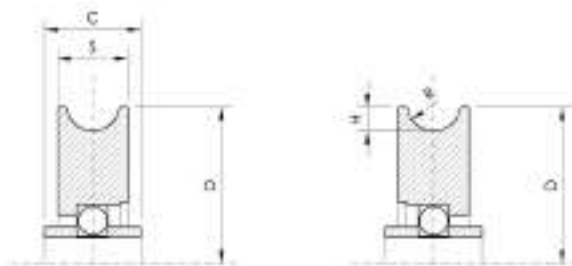


SERIE. **4 IX**
R-16



| Referencia | PVP | Ø(D) | Carga | Acab. | Und. | C | H | S | R | Métrica |
|------------|----------------|------|-------|-------|------|----|---|----|------|---------|
| 4080IX | 41,79 € | 80 | 600 | Inox | 12 | 37 | 8 | 23 | 16,4 | M 16 |
| 4100IX | 56,15 € | 100 | 600 | Inox | 6 | 37 | 8 | 23 | 16,4 | M 16 |
| 4120IX | 85,08 € | 120 | 600 | Inox | 6 | 37 | 8 | 23 | 16,4 | M 16 |

Gorge Ronde
 Round Channel

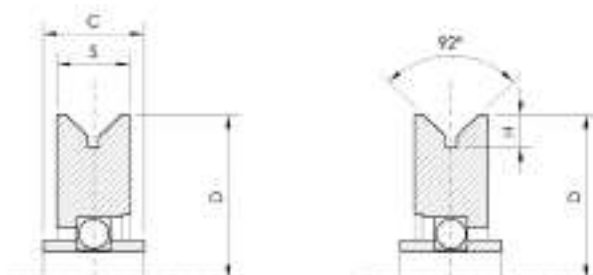


SERIE. **5 IX**
Angular



| Referencia | PVP | Ø(D) | Carga | Acab. | Und. | C | H | S | Canal | Métrica |
|------------|----------------|------|-------|-------|------|----|-----|----|-------|---------|
| 5060IX | 29,68 € | 60 | 400 | Inox | 20 | 34 | 7 | 23 | | M 14 |
| 5080IX | 40,15 € | 80 | 600 | Inox | 12 | 34 | 7,8 | 26 | | M 16 |
| 5100IX | 68,14 € | 100 | 600 | Inox | 8 | 34 | 7,8 | 26 | | M 16 |
| 5120IX | 92,52 € | 120 | 600 | Inox | 6 | 34 | 8,8 | 26 | | M 16 |

Gorge Angulaire
 Angular Channel





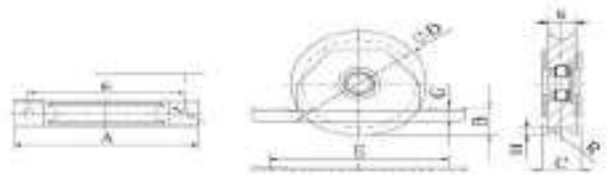
SERIE. **26 IX**

R-20
Soporte Atornillar

| Referencia | PVP | Ø(D) | Carga | Acab. | Und | A | B | C | E | G | H | R | S |
|------------|----------------|------|-------|-------|-----|-----|------|------|-----|------|-----|------|----|
| 26060IX | 32,70 € | 60 | 600 | Inox | 12 | 135 | 27,8 | 32,5 | 110 | 14 | 9,3 | 20,6 | 24 |
| 26080IX | 44,60 € | 80 | 600 | Inox | 8 | 155 | 23,3 | 32,5 | 130 | 14,5 | 9,3 | 20,6 | 24 |
| 26100IX | 65,69 € | 100 | 600 | Inox | 6 | 155 | 28,3 | 32,5 | 130 | 14,5 | 9,3 | 20,6 | 24 |
| 26120IX | 98,50 € | 120 | 600 | Inox | 6 | 185 | 31,8 | 33 | 155 | 15 | 9,3 | 20,6 | 24 |



 R-20 Support Interieur
 R-20 Box to Screw





SERIE. **26 IX/16**

R-16
Soporte Atornillar

| Referencia | PVP | Ø(D) | Carga | Acab. | Und | A | B | C | E | G | H | R | S |
|------------|----------------|------|-------|-------|-----|-----|------|------|-----|------|-----|------|----|
| 26080IX/16 | 59,47 € | 80 | 600 | Inox | 8 | 155 | 28,3 | 32,5 | 130 | 14,5 | 9,3 | 16,4 | 24 |
| 26100IX/16 | 71,04 € | 100 | 600 | Inox | 6 | 155 | 31,8 | 33 | 155 | 15 | 9,3 | 16,4 | 24 |



 R-16 Support Interieur
 R-16 Box to Screw





SERIE. **26NIX**

R-20 Nylon
Soporte Atornillar Inox

| Referencia | PVP | Ø(D) | Carga | Acab. | Und | A | B | C | E | G | H | R | S |
|------------|----------------|------|-------|------------|-----|-----|------|------|-----|------|-----|------|----|
| 26060NIX | 25,90 € | 60 | 600 | Nylon-Inox | 12 | 135 | 27,8 | 32,5 | 110 | 14 | 9,3 | 20,6 | 24 |
| 26080NIX | 30,23 € | 80 | 600 | Nylon-Inox | 8 | 155 | 23,3 | 32,5 | 130 | 14,5 | 9,3 | 20,6 | 24 |
| 26100NIX | 40,35 € | 100 | 600 | Nylon-Inox | 6 | 155 | 28,3 | 32,5 | 130 | 14,5 | 9,3 | 20,6 | 24 |
| 26120NIX | 46,04 € | 120 | 600 | Nylon-Inox | 6 | 185 | 31,8 | 33 | 155 | 15 | 9,3 | 20,6 | 24 |



 R-20 Support Interieur
 R-20 Box to Screw



SERIE. **27 IX**

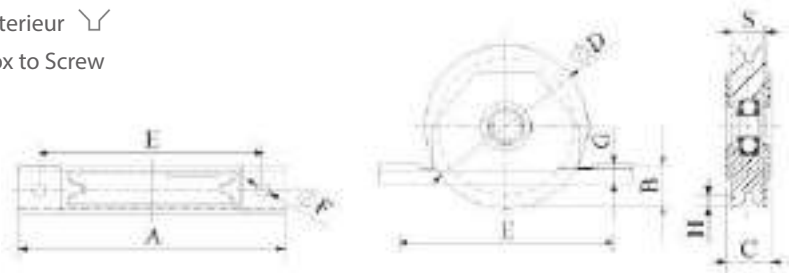
Angular
Soporte Atornillar



| Referencia | PVP | Ø(D) | Carga | Acab. | Und | A | B | C | E | G | H | S |
|------------|----------------|------|-------|-------|-----|-----|------|------|-----|------|-----|----|
| 27060IX | 32,48 € | 60 | 600 | Inox | 12 | 135 | 27,8 | 32,5 | 110 | 14 | 7,8 | 20 |
| 27080IX | 44,67 € | 80 | 600 | Inox | 8 | 155 | 23,3 | 32,5 | 130 | 14,5 | 7,8 | 21 |
| 27100IX | 60,49 € | 100 | 600 | Inox | 6 | 155 | 28,3 | 32,5 | 130 | 14,5 | 7,8 | 21 |
| 27120IX | 90,79 € | 120 | 600 | Inox | 6 | 185 | 31,8 | 33 | 155 | 15 | 8,8 | 24 |



Support Interieur Angular Box to Screw



SERIE. **27NIX**

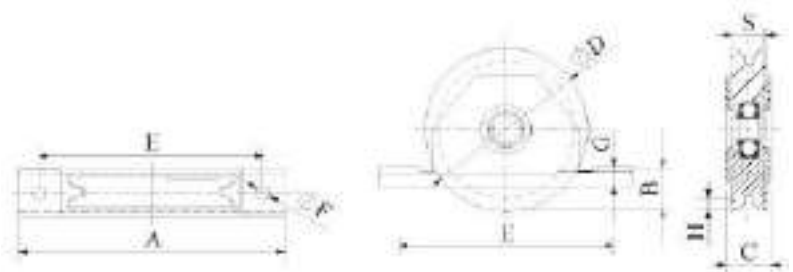
Angular Nylon
Soporte Atornillar Inox



| Referencia | PVP | Ø(D) | Carga | Acab. | Und | A | B | C | E | G | H | S |
|------------|----------------|------|-------|------------|-----|-----|----|------|-----|----|------|----|
| 27080NIX | 37,18 € | 80 | 600 | Nylon-Inox | 8 | 147 | 30 | 34,5 | 122 | 16 | 11,5 | 26 |
| 27100NIX | 44,60 € | 100 | 600 | Nylon-Inox | 6 | 157 | 35 | 34,5 | 132 | 16 | 11,5 | 26 |



Support Interieur Angular Box to Screw



Mecanismos bajo plano



SERIE. **24 IX**

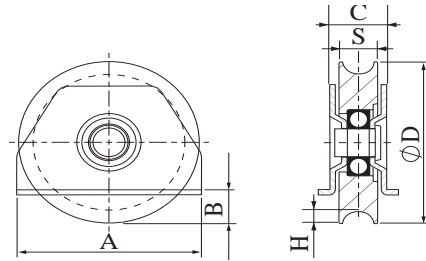
R-20

Soporte Soldar

| Referencia | PVP | Ø(D) | Ancho | Carga | Acabado | Und | A | B | C | H | S |
|------------|-----------------|------|-------|-------|---------|-----|-----|------|----|-----|----|
| 24060IX | 42,82 € | 60 | 32 | 600 | Inox | 12 | 80 | 19,8 | 33 | 9,3 | 24 |
| 24080IX | 59,47 € | 80 | 32 | 600 | Inox | 8 | 100 | 21,8 | 33 | 9,3 | 24 |
| 24100IX | 79,77 € | 100 | 32 | 600 | Inox | 6 | 100 | 20,3 | 33 | 9,3 | 24 |
| 24120IX | 102,59 € | 120 | 32 | 600 | Inox | 6 | 120 | 20,8 | 33 | 9,3 | 24 |



-  R-20 Pletine Exterieur
-  R-20 Box to Weld





SERIE. **24 IX/16**

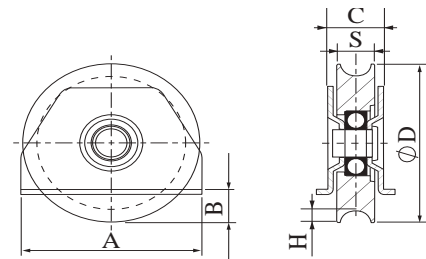
R-16

Soporte Soldar

| Referencia | PVP | Ø(D) | Ancho | Carga | Acabado | Und | A | B | C | H | S |
|------------|----------------|------|-------|-------|---------|-----|-----|----|------|-----|----|
| 24080IX/16 | 53,52 € | 80 | 32 | 600 | Inox | 6 | 108 | 29 | 34,5 | 9,3 | 24 |
| 24100IX/16 | 71,04 € | 100 | 32 | 600 | Inox | 6 | 124 | 29 | 34,5 | 9,3 | 24 |



-  R-16 Pletine Exterieur
-  R-16 Box to Weld






SERIE. **25 IX**

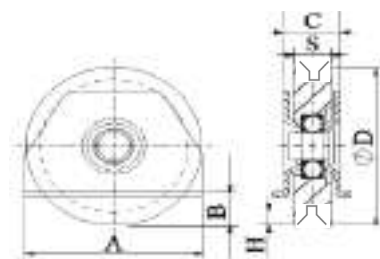
Angular INOX
Soporte Soldar



| Referencia | PVP | Ø(D) | Ancho | Carga | Acabado | Und | A | B | C | H | S |
|------------|-----------------|------|-------|-------|---------|-----|-----|----|------|-----|----|
| 25060IX | 32,70 € | 60 | 31 | 450 | Inox | 12 | 65 | 11 | 32 | 9,3 | 25 |
| 25080IX | 53,52 € | 80 | 32 | 600 | Inox | 8 | 85 | 16 | 34,5 | 9,3 | 27 |
| 25100IX | 71,04 € | 100 | 34 | 600 | Inox | 6 | 108 | 16 | 34,5 | 9,3 | 27 |
| 25120IX | 102,59 € | 120 | 34 | 600 | Inox | 6 | 124 | 16 | 34,5 | 9,3 | 27 |



-  Pletine Exterieur 
-  Angular Box to Weld



SERIE. **462 IX**

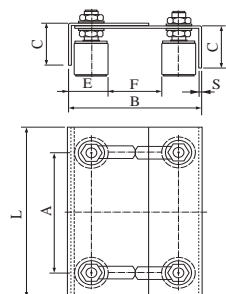
| Referencia | PVP | Dim. | Acab. | Und. | L | A | B | C | E | F | S | Rodillo |
|------------|------------------|---------|-------|------|-----|-----|---------|----|-------|-------|---|---------|
| 462IX | Consultar | 140X220 | Inox | 6 | 220 | 155 | 150-197 | 54 | 40-85 | 17-72 | 3 | Ø 30X40 |

Soporte Regulable

Partido 4 Rodillos



Guide Réglable Divisé 4 Rouleaux
 4 Rollers Divided Adjustable Support



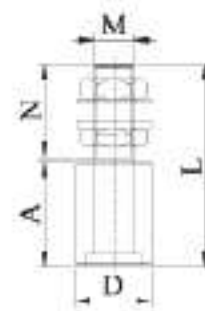
SERIE. **450 IX**

Rodillo Guía
Nylon Inyectado

| Referencia | PVP | Dim. | Métrica | Acab. | Und. | A | D | L | M | N |
|------------|----------------|---------|---------|-------|------|----|----|----|-----|----|
| 450-30IX | 10,87 € | 30 x 35 | M-14x60 | Inox | 25 | 35 | 30 | 75 | M14 | 45 |
| 450-35IX | 10,96 € | 35 x 40 | M-14X70 | Inox | 25 | 40 | 35 | 85 | M14 | 45 |
| 450-40IX | 12,34 € | 40 x 40 | M-14x70 | Inox | 25 | 50 | 40 | 95 | M16 | 50 |



Rouleau Nylon// PTE DE MODIFICAR
 Guide Roller Injected Nylon



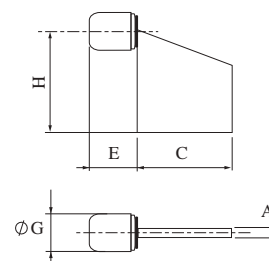
SERIE. **17030 IX**

Tope Soldar Inox

| Referencia | PVP | Dimensiones | Acab. | Und. | A | C | E | G | H |
|------------|----------------|-------------|-------|------|----|----|----|----|-----|
| 17030IX | 28,79 € | 40X110X8 | Inox | 14 | 14 | 40 | 30 | 40 | 110 |



Arret Coulissant à Souder
 Stopper for Weld

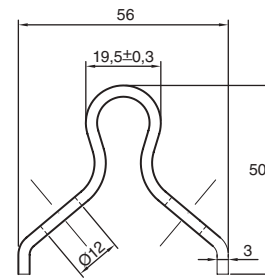


SERIE. **55020 IX**

Carril Empotrar
Abierto Inox



Rail à Sceller pour Galet Gorge Ronde
 Rail embed open

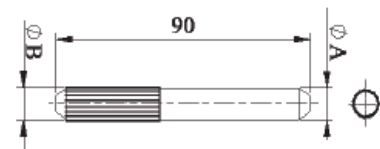


SERIE. **9**

Empalme Carril



Liaison de Raccordement de Rails
 Splice Rail

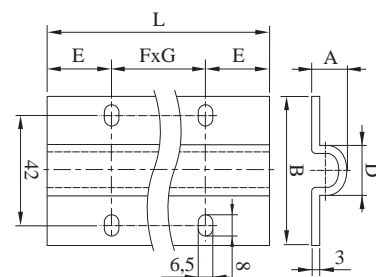


SERIE. **902 IX**

Carril Sobreponer Inox



Rail à Visser pour Galet Gorge Ronde
 Rail for Superimpose



| Referencia | PVP | Canal | Acabado | Largo | Und. |
|------------|------------------|-------|------------|-------|------|
| 55020IX | Consultar | 20 | Inoxidable | 3000 | 54 |
| 55020-6IX | Consultar | 20 | Inoxidable | 6000 | 54 |

| Referencia | PVP | Tipo | Und. | A | B |
|------------|------------------|-------------------|------|--------|--------|
| 902-131IX | Consultar | Empalme Carril 20 | 50 | Ø 12,5 | Ø 13.3 |

| Referencia | PVP | Acabado | Canal | Largo | Und. | A | B |
|------------|------------------|------------|-------|-------|------|----|----|
| 902IX | Consultar | Inoxidable | 20 | 3000 | 50 | 13 | 56 |
| 902IX-6 | Consultar | Inoxidable | 20 | 6000 | 50 | 13 | 56 |

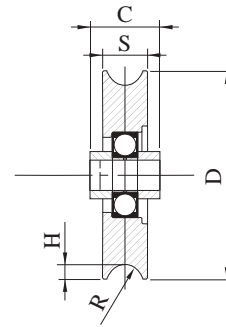
SERIE. 1 IX

R-10
Polea Inox

| Referencia | PVP | Ø(D) | Métrica | Carga | Acabado | Und. | C | H | S | R |
|------------|-----------------|------|---------|-------|----------|------|----|---|----|----|
| 1060IX | 32,70 € | 60 | 14 | 480 | Inox 304 | 30 | 25 | 9 | 17 | 10 |
| 1080IX | 53,52 € | 80 | 14 | 480 | Inox 304 | 20 | 25 | 9 | 17 | 10 |
| 1100IX | 71,04 € | 100 | 14 | 480 | Inox 304 | 12 | 25 | 9 | 17 | 10 |
| 1120IX | 102,59 € | 120 | 14 | 480 | Inox 304 | 8 | 25 | 9 | 17 | 10 |



Poulie Inox 1 Gorge R-10
 Steel Pulleys



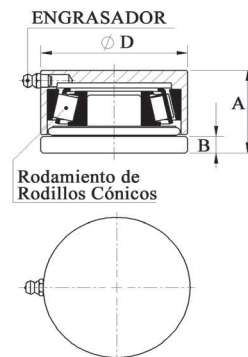
SERIE. 19 IX

Base Soporte Giro Inox
con Rodamiento

| Referencia | PVP | Base | Acabado | Und. | A | B | D |
|------------|----------------|---------|---------|------|----|----|------|
| 19000IX | 39,42 € | Base 60 | Inox | 4 | 44 | 10 | Ø 60 |
| 19042IX | 28,56 € | Base 42 | Inox | 6 | 40 | 8 | Ø 42 |



Pivot Bas avec Roulement
 Rotation Base Support with Bearing



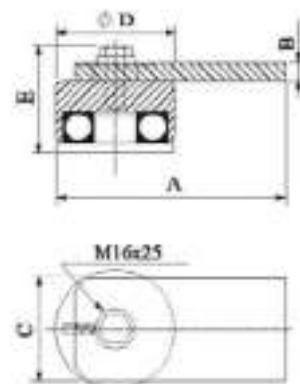
SERIE. 18 IX

Soporte Giro Regulable
Inox con Rodamiento

| Referencia | PVP | Base | Acabado | Und. | A | B | C | D | E |
|------------|----------------|------------|---------|------|-----|----|----|------|----|
| 18000IX | 73,92 € | Soporte 60 | Inox | 4 | 140 | 12 | 60 | Ø 60 | 60 |
| 18042IX | 56,67 € | Soporte 42 | Inox | 4 | 110 | 8 | 40 | Ø 40 | 50 |





Support Réglable Tour avec Roulement
 Adjustable Rotation Support with Bearing

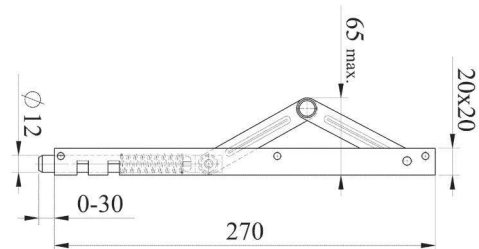


SERIE. **300 IX**

Pasador Automático Inox
2 Hojas



 Verrou Automatique Inox 2 Lames
 Automatic Inox Bolt 2 Leaves



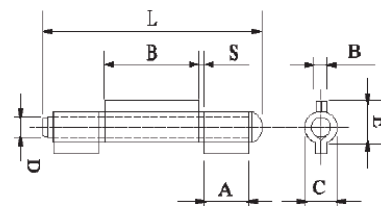
| Referencia | PVP | Largo | Acabado | Und. |
|------------|----------------|-------|---------|------|
| 300IX | 46,62 € | 270 | 600 | 5 |

SERIE. **106 IX**

Pernio Doble Chapa
Palas Cerradas 3 Cuerpos



 Paumelle avec 2 Pelles Fermé 3 Corps
 3 Bodies Couble Plate Hinge Closed Flags



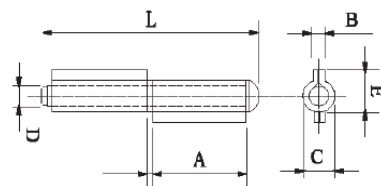
| Referencia | PVP | Acab. | Und. | A | B | C | D | E | L | S |
|------------|---------------|-------|------|----|----|------|-----|----|-------|-----|
| 106X-80 | 7,47 € | Inox | 48 | 17 | 36 | Ø 12 | Ø 8 | 16 | 83 | 2,2 |
| 106X-100 | 9,47 € | Inox | 24 | 22 | 46 | Ø 13 | Ø 9 | 18 | 102,5 | 2,2 |

SERIE. **101 IX**

Pernio Doble Chapa
Palas Cerradas 2 Cuerpos



 Paumelle avec 2 Pelles Fermé 2 Corps
 2 Bodies Couble Plate Hinge Closed Flags



| Referencia | PVP | Acab. | Und. | A | B | C | D | E | L |
|------------|---------------|-------|------|----|-----|------|-----|----|-------|
| 101X-80 | 6,99 € | Inox | 48 | 36 | 4 | Ø 12 | Ø 8 | 16 | 83 |
| 101X-100 | 9,15 € | Inox | 24 | 46 | 4,5 | Ø 13 | Ø 9 | 18 | 102,5 |



SERIE. E

Emisor (mando)



| Referencia | PVP | Descripción |
|------------|----------------|------------------------|
| 400403 | 39,58 € | Emisor (mando) 433 mHz |

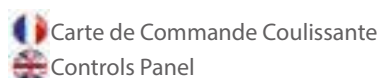


SERIE. C.C

Cuadro de maniobras



| Referencia | PVP | Descripción |
|------------|-----------------|-----------------------------|
| 400415 | 154,26 € | Cuadro de maniobras 400-600 |
| 400416 | 183,38 € | Cuadro de maniobras 800 |

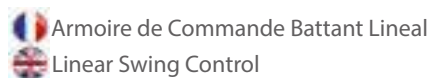


SERIE. C.B

Cuadro de maniobras
Batiente Lineal



| Referencia | PVP | Descripción |
|------------|-----------------|---|
| 500615 | 349,67 € | Cuadro maniobras motor lineal Mod. H-BL |

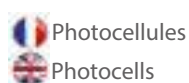


SERIE. F

Fotocélulas





| Referencia | PVP | Descripción |
|------------|-----------------|------------------------------|
| 400404 | 88,01 € | Fotocélula (emisor-receptor) |
| 400444 | 112,49 € | Fotocélula espejo |
| 400445 | 24,68 € | Protector fotocélula espejo |



SERIE. 400.4






| Referencia | PVP | | Descripción |
|------------|----------|---|--|
| 400400 | 689,53 € |  | Kit motor corredera rnd 400 kg 24v Incluye motor 400 kg, cuadro maniobras, tarjeta receptora a 433 mHz, (2 emisores) |
| 400401 | 640,33 € | | Motor corredera rnd 400 kg 24v Incluye motor 400 kg, cuadro maniobras, tarjeta receptora a 433 mHz |

 Portes Coulissantes 400 Kg
 Sliding Doors 400 Kg

SERIE. 400.6






| Referencia | PVP | | Descripción |
|------------|----------|--|--|
| 400600 | 723,89 € |  | Kit motor corredera rnd 600 kg 24v Incluye motor 600 kg, cuadro maniobras, tarjeta receptora a 433 mHz, (2 emisores) |
| 400601 | 676,20 € | | Motor corredera rnd 600 kg 24v Incluye motor 600 kg, cuadro maniobras, tarjeta receptora a 433 mHz |

 Portes Coulissantes 600 Kg
 Sliding Doors 600 Kg

SERIE. 400.8



| Referencia | PVP | | Descripción |
|------------|----------|--|--|
| 400800 | 758,26 € |  | Kit motor corredera rnd 800 kg 24v Incluye motor 800 kg, cuadro maniobras, tarjeta receptora a 433 mHz, (2 emisores) |
| 400801 | 712,05 € | | Motor corredera rnd 800 kg 24v Incluye motor 800 kg, cuadro maniobras, tarjeta receptora a 433 mHz |

 Portes Coulissantes 800 Kg
 Sliding Doors 800 Kg






Motores Hidráulicos

SERIE. 500H-40

Hidráulico Lineal 3M



| Referencia | PVP | Descripción |
|------------|------------|---|
| 500400 | 1.364,37 € |  <p>Kit motor lineal hidraulico batiente mod.40, 24V. Incluye cuadro maniobras, receptor radio a distancia y conjunto de 2 mts de funda y cable apto para este tipo de automatismo. Incluye 2 emisores</p> |
| 500401 | 1.316,37 € | <p>Motor lineal hidraulico batiente mod.40, 24V. Incluye cuadro maniobras, receptor radio a distancia y conjunto de 2 mts de funda y cable apto para este tipo de automatismo.</p> |


 Portail Battant
 Hydraulic Linear





SERIE. **500H-60**

Hidráulico Lineal 4,5M



| Referencia | PVP | | Descripción |
|------------|------------|---|--|
| 500600 | 1.643,91 € |  | Kit motor lineal hidraulico batiente mod.60, 24V. Incluye cuadro maniobras, receptor radio a distancia y conjunto de 2 mts de funda y cable apto para este tipo de automatismo. Incluye 2 emisores |
| 500601 | 1.382,18 € | | Motor lineal hidraulico batiente mod.60, 24V. Incluye cuadro maniobras, receptor radio a distancia y conjunto de 2 mts de funda y cable apto para este tipo de automatismos |

 Portail Battant
 Hydraulic Linear





SERIE. **500BL-40**

Hidráulico Bloqueo 3M



| Referencia | PVP | | Descripción |
|------------|------------|---|---|
| 500400BL | 1.480,91 € |  | Kit motor lineal hidraulico batiente con bloqueo mod.40, 24V. Incluye cuadro maniobras, receptor radio a distancia y conjunto de 2 mts de funda y cable apto para este tipo de automatismos |
| 500401BL | 1.410,98 € | | Motor lineal hidraulico batiente con bloqueo mod.40, 24V. Incluye cuadro maniobras, receptor radio a distancia y conjunto de 2 mts de funda y cable apto para este tipo de automatismo |

 Portail Battant
 Hydraulic Lock





SERIE. **500BL-60**

Hidráulico 4,5M



| Referencia | PVP | | Descripción |
|------------|------------|---|---|
| 500600BL | 1.546,73 € |  | Kit motor lineal hidraulico batiente con bloqueo mod.60, 24V. Incluye cuadro maniobras, receptor radio a distancia y conjunto de 2 mts de funda y cable apto para este tipo de automatismos |
| 500601BL | 1.476,80 € | | Motor lineal hidraulico batiente con bloqueo mod.60, 24V. Incluye cuadro maniobras, receptor radio a distancia y conjunto de 2 mts de funda y cable apto para este tipo de automatismo |


 Portail Battant
 Hydraulic Lock





SERIE. 600.4

Motor Jaguar Mod. 40
Electromecánico 2,5M



| Referencia | PVP | | Descripción |
|------------|----------|---|---|
| 600400 | 754,43 € |  | Kit motor electromecánico batiente Jaguar Mod.40 con bloqueo 24v Incluye cuadro maniobras, tarjeta receptora a 433 mHz para 255 emisores, Incluye 2 emisores |
| 600401 | 596,49 € | | Motor electromecánico batiente Jaguar Mod.40 con bloqueo 24v Incluye cuadro maniobras, tarjeta receptora a 433 mHz para 255 emisores, |

 Portail Battant
 Motor Jaguar electromechanical





SERIE. 600.6

Motor Jaguar Mod. 60
Electromecánico 4M



| Referencia | PVP | | Descripción |
|------------|----------|---|--|
| 600600 | 796,34 € |  | Kit motor electromecánico batiente Jaguar Mod. 60 con bloqueo 24v Incluye cuadro maniobras, tarjeta receptora a 433 mHz para 255 emisores, Incluye 2 emisores |
| 600601 | 633,51 € | | Motor electromecánico batiente Jaguar Mod. 60 con bloqueo 24v Incluye cuadro maniobras, tarjeta receptora a 433 mHz para 255 emisores, |


 Portail Battant
 Motor Jaguar electromechanical





SERIE. 600.8

Motor Jaguar Mod. 80
Electromecánico 5M



| Referencia | PVP | | Descripción |
|------------|----------|---|--|
| 600800 | 847,57 € |  | Kit motor electromecánico batiente Jaguar 400 kg Mod. 80 24v Incluye motor 400 kg, cuadro maniobras, tarjeta receptora a 433 mHz, (2 emisores) |
| 600801 | 678,76 € | | Motor electromecánico batiente Jaguar 400 kg 24v Mod. 80 Incluye motor 400 kg, cuadro maniobras, tarjeta receptora a 433 mHz |

 Portail Battant
 Motor Jaguar electromechanical





Teléfono: 941 13 34 74

Email:

Ventas: ventas@roandi.com

Comercial: comercial@roandi.com

Localización:

Pol. Tejerías. C/ San Lázaro, 9 - 26500,
Calahorra · La Rioja (España)

www.roandi.com

